

SUPPLEMENTAL & COST OF WAR EXECUTION REPORT

OPERATION - Iraqi Freedom

REPORT PERIOD - as of September 30, 2006

(Incremental Costs in Thousands of Dollars)

Joint Staff					
1.0 PERSONNEL COSTS	Monthly	Cumulative	5.0 WORKING CAPITAL FUND SUPPORT COSTS	Monthly	Cumulative
1.1 Military Personnel			5.1 Depot Level Repairables	0	0
1.1.1 Reserve Components Called to Active Duty	0	0	5.2 Depot Maintenance	0	0
1.1.2 Imminent Danger or Hostile Fire Pay	0	0	5.3 Nonflying Hours Spares (War Reserve Stock)	0	0
1.1.3 Family Separation Allowance	0	0	5.4 War Reserve Stock Secondary Items	0	0
1.1.4 Hardship Duty Pay	0	0	5.5 Prepositioning Equipment Replacement (War Reserve Stock)	0	0
1.1.5 Subsistence	0	0	5.6 Prepositioning Munitions Replacement (War Reserve Stock)	0	0
1.1.6 Reserve Component Predeployment Training	0	0	5.7 Battle Damage Repair	0	0
1.1.7 Other Military Personnel (Special Pay)	0	0	TOTAL WORKING CAPITAL FUND SUPPORT	0	0
1.1.8 Active Component Overstrength	0	0	6.0 INVESTMENT COSTS		
Subtotal	0	0	6.1 Procurement		
1.2 Civilian Personnel			6.1.1 Aircraft Procurement	0	0
1.2.1 Civilian Premium Pay	0	0	6.1.2 Munition Procurement	0	0
1.2.2 Civilian Temporary Hires	0	0	6.1.3 Vehicle Procurement	0	0
Subtotal	0	0	6.1.4 Communication & Electronic Equipment Procurement	0	0
TOTAL PERSONNEL	0	0	6.1.5 Other Procurement	0	0
2.0 PERSONNEL SUPPORT COSTS			Subtotal	0	0
2.1 Temporary Duty (TDY)/Additional Duty (TAD)	0	0	6.2 Research, Development, Test & Evaluation		
2.2 Clothing & Other Equipment & Supplies	0	0	6.2.1 Basic Research	0	0
2.3 Medical Support/Health Services	0	0	6.2.2 Applied Research	0	0
2.4 Reserve Component Activation/Deactivation	0	0	6.2.3 Advanced Technology Development	0	0
2.5 Other Personnel Support	0	0	6.2.4 Advanced Component Development & Prototype	0	0
2.6 Rest & Recreation	0	0	6.2.5 System Development & Demonstration	648	648
TOTAL PERSONNEL SUPPORT	0	0	6.2.6 Management Support	0	0
3.0 OPERATING SUPPORT COSTS			6.2.7 Operational System Development	0	0
3.1 Training	125	125	Subtotal	648	648
3.2 Operation OPTEMPO (Fuel, Other POL, Parts)	0	0	6.3 Military Construction		
3.3 Other Supplies & Equipment	0	0	6.3.1 Major Construction	0	0
3.4 Facilities/Base Support	0	0	6.3.2 Minor Construction	0	0
3.5.1 Organization Level Maintenance	0	0	6.3.3 Family Housing (Construction)	0	0
3.5.2 Intermediate Level Maintenance	0	0	6.3.4 Family Housing (Operation & Maintenance)	0	0
3.5.3 Depot Level Maintenance	0	0	Subtotal	0	0
3.5.4 Contractor Logistics Support	0	0	TOTAL INVESTMENT	648	648
3.6 C4I	0	0	TOTAL COSTS BY APPROPRIATION	Monthly	Cumulative
3.7 Other Services/Miscellaneous Contracts	370	370	Military Personnel	0	0
TOTAL OPERATING SUPPORT	495	495	Operation & Maintenance	10,140	10,140
4.0 TRANSPORTATION COSTS			Working Capital Fund	0	0
4.1 Airlift	9,645	9,645	Investment	648	648
4.2 Sealift	0	0	Other	0	0
4.3 Ready Reserve Force/Fast Sealift Ships	0	0	GRAND TOTAL	10,788	10,788
4.4 Port Handling/Inland Transportation	0	0			
4.5 Other Transportation	0	0			
4.6 Second Destination Transportation	0	0			
TOTAL TRANSPORTATION	9,645	9,645			

SUPPLEMENTAL & COST OF WAR EXECUTION REPORT

OPERATION - Iraqi Freedom

REPORT PERIOD - as of September 30, 2006

(Incremental Costs in Thousands of Dollars)

Marine Corps					
1.0 PERSONNEL COSTS	Monthly	Cumulative	5.0 WORKING CAPITAL FUND SUPPORT COSTS	Monthly	Cumulative
1.1 Military Personnel			5.1 Depot Level Repairables	0	0
1.1.1 Reserve Components Called to Active Duty	28,215	345,594	5.2 Depot Maintenance	0	0
1.1.2 Imminent Danger or Hostile Fire Pay	6,508	65,986	5.3 Nonflying Hours Spares (War Reserve Stock)	0	0
1.1.3 Family Separation Allowance	3,478	41,192	5.4 War Reserve Stock Secondary Items	0	0
1.1.4 Hardship Duty Pay	2,117	24,364	5.5 Prepositioning Equipment Replacement (War Reserve Stock)	0	0
1.1.5 Subsistence	1,208	22,956	5.6 Prepositioning Munitions Replacement (War Reserve Stock)	0	0
1.1.6 Reserve Component Predeployment Training	10,453	10,627	5.7 Battle Damage Repair	0	0
1.1.7 Other Military Personnel (Special Pay)	50,150	310,076	TOTAL WORKING CAPITAL FUND SUPPORT	0	0
1.1.8 Active Component Overstrength	124,804	276,262	6.0 INVESTMENT COSTS		
Subtotal	226,933	1,097,057	6.1 Procurement		
1.2 Civilian Personnel			6.1.1 Aircraft Procurement	0	0
1.2.1 Civilian Premium Pay	2,547	13,321	6.1.2 Munition Procurement	0	0
1.2.2 Civilian Temporary Hires	(86)	25,324	6.1.3 Vehicle Procurement	341,212	873,315
Subtotal	2,461	38,645	6.1.4 Communication & Electronic Equipment Procurement	184,401	613,680
TOTAL PERSONNEL	229,394	1,135,702	6.1.5 Other Procurement	472,951	847,480
2.0 PERSONNEL SUPPORT COSTS			Subtotal	998,564	2,334,475
2.1 Temporary Duty (TDY)/Additional Duty (TAD)	35,364	99,901	6.2 Research, Development, Test & Evaluation		
2.2 Clothing & Other Equipment & Supplies	220,277	472,503	6.2.1 Basic Research	0	0
2.3 Medical Support/Health Services	13,144	51,275	6.2.2 Applied Research	0	0
2.4 Reserve Component Activation/Deactivation	(16,990)	49,055	6.2.3 Advanced Technology Development	0	0
2.5 Other Personnel Support	40,505	61,506	6.2.4 Advanced Component Development & Prototype	0	0
2.6 Rest & Recreation	2	2	6.2.5 System Development & Demonstration	0	0
TOTAL PERSONNEL SUPPORT	292,302	734,242	6.2.6 Management Support	0	0
3.0 OPERATING SUPPORT COSTS			6.2.7 Operational System Development	0	0
3.1 Training	28,358	78,780	Subtotal	0	0
3.2 Operation OPTEMPO (Fuel, Other POL, Parts)	85,524	518,695	6.3 Military Construction		
3.3 Other Supplies & Equipment	110,049	519,613	6.3.1 Major Construction	0	0
3.4 Facilities/Base Support	65,145	163,150	6.3.2 Minor Construction	0	0
3.5.1 Organization Level Maintenance	(1,151)	51,877	6.3.3 Family Housing (Construction)	0	0
3.5.2 Intermediate Level Maintenance	296	49,462	6.3.4 Family Housing (Operation & Maintenance)	0	0
3.5.3 Depot Level Maintenance	7,473	386,456	Subtotal	0	0
3.5.4 Contractor Logistics Support	1,653	21,815	TOTAL INVESTMENT	998,564	2,334,475
3.6 C4I	1,192	38,385	TOTAL COSTS BY APPROPRIATION	Monthly	Cumulative
3.7 Other Services/Miscellaneous Contracts	45,413	203,754	Military Personnel	226,933	1,097,057
TOTAL OPERATING SUPPORT	343,952	2,031,987	Operation & Maintenance	664,634	3,085,743
4.0 TRANSPORTATION COSTS			Working Capital Fund	0	0
4.1 Airlift	11,383	141,682	Investment	998,564	2,334,475
4.2 Sealift	2,959	34,110	Other	0	0
4.3 Ready Reserve Force/Fast Sealift Ships	0	0	GRAND TOTAL	1,890,131	6,517,275
4.4 Port Handling/Inland Transportation	1,594	18,368			
4.5 Other Transportation	9,983	86,709			
4.6 Second Destination Transportation	0	0			
TOTAL TRANSPORTATION	25,919	280,869			

SUPPLEMENTAL & COST OF WAR EXECUTION REPORT

OPERATION - Iraqi Freedom

REPORT PERIOD - as of September 30, 2006

(Incremental Costs in Thousands of Dollars)

Marine Corps Reserve									
1.0 PERSONNEL COSTS			Monthly	Cumulative	5.0 WORKING CAPITAL FUND SUPPORT COSTS			Monthly	Cumulative
1.1 Military Personnel					5.1 Depot Level Repairables			0	0
1.1.1 Reserve Components Called to Active Duty	0	0			5.2 Depot Maintenance			0	0
1.1.2 Imminent Danger or Hostile Fire Pay	0	0			5.3 Nonflying Hours Spares (War Reserve Stock)			0	0
1.1.3 Family Separation Allowance	0	0			5.4 War Reserve Stock Secondary Items			0	0
1.1.4 Hardship Duty Pay	0	0			5.5 Prepositioning Equipment Replacement (War Reserve Stock)			0	0
1.1.5 Subsistence	0	0			5.6 Prepositioning Munitions Replacement (War Reserve Stock)			0	0
1.1.6 Reserve Component Predeployment Training	10,627	10,627			5.7 Battle Damage Repair			0	0
1.1.7 Other Military Personnel (Special Pay)	0	0			TOTAL WORKING CAPITAL FUND SUPPORT			0	0
1.1.8 Active Component Overstrength	0	0			6.0 INVESTMENT COSTS				
Subtotal	10,627	10,627			6.1 Procurement				
1.2 Civilian Personnel					6.1.1 Aircraft Procurement			0	0
1.2.1 Civilian Premium Pay	1,003	2,318			6.1.2 Munition Procurement			0	0
1.2.2 Civilian Temporary Hires	0	0			6.1.3 Vehicle Procurement			0	0
Subtotal	1,003	2,318			6.1.4 Communication & Electronic Equipment Procurement			0	0
TOTAL PERSONNEL	11,630	12,945			6.1.5 Other Procurement			0	0
2.0 PERSONNEL SUPPORT COSTS					Subtotal			0	0
2.1 Temporary Duty (TDY)/Additional Duty (TAD)	(1,454)	508			6.2 Research, Development, Test & Evaluation				
2.2 Clothing & Other Equipment & Supplies	0	0			6.2.1 Basic Research			0	0
2.3 Medical Support/Health Services	0	0			6.2.2 Applied Research			0	0
2.4 Reserve Component Activation/Deactivation	0	0			6.2.3 Advanced Technology Development			0	0
2.5 Other Personnel Support	0	0			6.2.4 Advanced Component Development & Prototype			0	0
2.6 Rest & Recreation	0	0			6.2.5 System Development & Demonstration			0	0
TOTAL PERSONNEL SUPPORT	(1,454)	508			6.2.6 Management Support			0	0
3.0 OPERATING SUPPORT COSTS					6.2.7 Operational System Development			0	0
3.1 Training	0	0			Subtotal			0	0
3.2 Operation OPTEMPO (Fuel, Other POL, Parts)	554	8,530			6.3 Military Construction				
3.3 Other Supplies & Equipment	981	1,492			6.3.1 Major Construction			0	0
3.4 Facilities/Base Support	(142)	8,719			6.3.2 Minor Construction			0	0
3.5.1 Organization Level Maintenance	0	0			6.3.3 Family Housing (Construction)			0	0
3.5.2 Intermediate Level Maintenance	0	0			6.3.4 Family Housing (Operation & Maintenance)			0	0
3.5.3 Depot Level Maintenance	0	0			Subtotal			0	0
3.5.4 Contractor Logistics Support	0	0			TOTAL INVESTMENT			0	0
3.6 C4I	114	3,390			TOTAL COSTS BY APPROPRIATION			Monthly	Cumulative
3.7 Other Services/Miscellaneous Contracts	37,492	93,528			Military Personnel	10,627	10,627		
TOTAL OPERATING SUPPORT	38,999	115,659			Operation & Maintenance	38,548	118,485		
4.0 TRANSPORTATION COSTS					Working Capital Fund	0	0		
4.1 Airlift	0	0			Investment	0	0		
4.2 Sealift	0	0			Other	0	0		
4.3 Ready Reserve Force/Fast Sealift Ships	0	0			GRAND TOTAL	49,175	129,112		
4.4 Port Handling/Inland Transportation	0	0							
4.5 Other Transportation	0	0							
4.6 Second Destination Transportation	0	0							
TOTAL TRANSPORTATION	0	0							

SUPPLEMENTAL & COST OF WAR EXECUTION REPORT

OPERATION - Iraqi Freedom

REPORT PERIOD - as of September 30, 2006

(Incremental Costs in Thousands of Dollars)

Navy				
1.0 PERSONNEL COSTS			5.0 WORKING CAPITAL FUND SUPPORT COSTS	
	Monthly	Cumulative	Monthly	Cumulative
1.1 Military Personnel			5.1 Depot Level Repairables	0
1.1.1 Reserve Components Called to Active Duty	27,041	324,968	5.2 Depot Maintenance	0
1.1.2 Imminent Danger or Hostile Fire Pay	7,543	63,085	5.3 Nonflying Hours Spares (War Reserve Stock)	0
1.1.3 Family Separation Allowance	2,533	17,045	5.4 War Reserve Stock Secondary Items	0
1.1.4 Hardship Duty Pay	0	0	5.5 Prepositioning Equipment Replacement (War Reserve Stock)	(138)
1.1.5 Subsistence	11,676	11,676	5.6 Prepositioning Munitions Replacement (War Reserve Stock)	0
1.1.6 Reserve Component Predeployment Training	0	0	5.7 Battle Damage Repair	0
1.1.7 Other Military Personnel (Special Pay)	95,893	378,381	TOTAL WORKING CAPITAL FUND SUPPORT	(138)
1.1.8 Active Component Overstrength	0	0		0
Subtotal	144,686	795,155	6.0 INVESTMENT COSTS	
1.2 Civilian Personnel			6.1 Procurement	
1.2.1 Civilian Premium Pay	388	2,943	6.1.1 Aircraft Procurement	0
1.2.2 Civilian Temporary Hires	0	0	6.1.2 Munition Procurement	101
Subtotal	388	2,943	6.1.3 Vehicle Procurement	37,049
TOTAL PERSONNEL	145,074	798,098	6.1.4 Communication & Electronic Equipment Procurement	0
2.0 PERSONNEL SUPPORT COSTS			6.1.5 Other Procurement	(39,671)
2.1 Temporary Duty (TDY)/Additional Duty (TAD)	4,958	86,632	Subtotal	(2,521)
2.2 Clothing & Other Equipment & Supplies	13,943	63,457	6.2 Research, Development, Test & Evaluation	
2.3 Medical Support/Health Services	285	1,118	6.2.1 Basic Research	0
2.4 Reserve Component Activation/Deactivation	0	0	6.2.2 Applied Research	0
2.5 Other Personnel Support	589	26,024	6.2.3 Advanced Technology Development	0
2.6 Rest & Recreation	0	0	6.2.4 Advanced Component Development & Prototype	0
TOTAL PERSONNEL SUPPORT	19,775	177,231	6.2.5 System Development & Demonstration	(355)
3.0 OPERATING SUPPORT COSTS			6.2.6 Management Support	(290)
3.1 Training	3,800	40,560	6.2.7 Operational System Development	0
3.2 Operation OPTEMPO (Fuel, Other POL, Parts)	98,547	949,700	Subtotal	(645)
3.3 Other Supplies & Equipment	34,142	197,558	6.3 Military Construction	
3.4 Facilities/Base Support	79,565	278,630	6.3.1 Major Construction	0
3.5.1 Organization Level Maintenance	249	8,731	6.3.2 Minor Construction	0
3.5.2 Intermediate Level Maintenance	19,688	21,872	6.3.3 Family Housing (Construction)	0
3.5.3 Depot Level Maintenance	612,287	1,081,589	6.3.4 Family Housing (Operation & Maintenance)	0
3.5.4 Contractor Logistics Support	35,908	66,615	Subtotal	0
3.6 C4I	3,633	51,372	TOTAL INVESTMENT	(3,166)
3.7 Other Services/Miscellaneous Contracts	30,765	164,274		483,714
TOTAL OPERATING SUPPORT	918,584	2,860,901	TOTAL COSTS BY APPROPRIATION	Monthly
4.0 TRANSPORTATION COSTS				Cumulative
4.1 Airlift	76,717	469,982	Military Personnel	144,686
4.2 Sealift	840	50,278	Operation & Maintenance	1,024,854
4.3 Ready Reserve Force/Fast Sealift Ships	0	0	Working Capital Fund	(138)
4.4 Port Handling/Inland Transportation	82	3,250	Investment	(3,166)
4.5 Other Transportation	8,468	106,099	Other	0
4.6 Second Destination Transportation	0	25,917	GRAND TOTAL	1,166,236
TOTAL TRANSPORTATION	86,107	655,526		4,975,470

SUPPLEMENTAL & COST OF WAR EXECUTION REPORT

OPERATION - Iraqi Freedom

REPORT PERIOD - as of September 30, 2006

(Incremental Costs in Thousands of Dollars)

Navy Reserve									
1.0 PERSONNEL COSTS			Monthly	Cumulative	5.0 WORKING CAPITAL FUND SUPPORT COSTS			Monthly	Cumulative
1.1 Military Personnel					5.1 Depot Level Repairables			0	0
1.1.1 Reserve Components Called to Active Duty	0	0			5.2 Depot Maintenance			0	0
1.1.2 Imminent Danger or Hostile Fire Pay	0	0			5.3 Nonflying Hours Spares (War Reserve Stock)			0	0
1.1.3 Family Separation Allowance	0	0			5.4 War Reserve Stock Secondary Items			0	0
1.1.4 Hardship Duty Pay	0	0			5.5 Prepositioning Equipment Replacement (War Reserve Stock)			0	0
1.1.5 Subsistence	0	0			5.6 Prepositioning Munitions Replacement (War Reserve Stock)			0	0
1.1.6 Reserve Component Predeployment Training	0	0			5.7 Battle Damage Repair			0	0
1.1.7 Other Military Personnel (Special Pay)	1,199	22,243			TOTAL WORKING CAPITAL FUND SUPPORT			0	0
1.1.8 Active Component Overstrength	0	0			6.0 INVESTMENT COSTS				
Subtotal	1,199	22,243			6.1 Procurement				
1.2 Civilian Personnel					6.1.1 Aircraft Procurement			0	0
1.2.1 Civilian Premium Pay	0	0			6.1.2 Munition Procurement			0	0
1.2.2 Civilian Temporary Hires	0	0			6.1.3 Vehicle Procurement			0	0
Subtotal	0	0			6.1.4 Communication & Electronic Equipment Procurement			0	0
TOTAL PERSONNEL	1,199	22,243			6.1.5 Other Procurement			0	0
2.0 PERSONNEL SUPPORT COSTS					Subtotal			0	0
2.1 Temporary Duty (TDY)/Additional Duty (TAD)	405	6,992			6.2 Research, Development, Test & Evaluation				
2.2 Clothing & Other Equipment & Supplies	0	9,015			6.2.1 Basic Research			0	0
2.3 Medical Support/Health Services	62	185			6.2.2 Applied Research			0	0
2.4 Reserve Component Activation/Deactivation	0	0			6.2.3 Advanced Technology Development			0	0
2.5 Other Personnel Support	0	0			6.2.4 Advanced Component Development & Prototype			0	0
2.6 Rest & Recreation	0	0			6.2.5 System Development & Demonstration			0	0
TOTAL PERSONNEL SUPPORT	467	16,192			6.2.6 Management Support			0	0
3.0 OPERATING SUPPORT COSTS					6.2.7 Operational System Development			0	0
3.1 Training	0	75			Subtotal			0	0
3.2 Operation OPTEMPO (Fuel, Other POL, Parts)	2,529	71,419			6.3 Military Construction				
3.3 Other Supplies & Equipment	1,226	11,718			6.3.1 Major Construction			0	0
3.4 Facilities/Base Support	223	4,261			6.3.2 Minor Construction			0	0
3.5.1 Organization Level Maintenance	0	0			6.3.3 Family Housing (Construction)			0	0
3.5.2 Intermediate Level Maintenance	0	0			6.3.4 Family Housing (Operation & Maintenance)			0	0
3.5.3 Depot Level Maintenance	2,485	6,305			Subtotal			0	0
3.5.4 Contractor Logistics Support	0	470			TOTAL INVESTMENT			0	0
3.6 C4I	168	3,289			TOTAL COSTS BY APPROPRIATION			Monthly	Cumulative
3.7 Other Services/Miscellaneous Contracts	58,310	62,696			Military Personnel	1,199	22,243		
TOTAL OPERATING SUPPORT	64,941	160,233			Operation & Maintenance	65,465	177,547		
4.0 TRANSPORTATION COSTS					Working Capital Fund	0	0		
4.1 Airlift	57	316			Investment	0	0		
4.2 Sealift	0	0			Other	0	0		
4.3 Ready Reserve Force/Fast Sealift Ships	0	0			GRAND TOTAL	66,664	199,790		
4.4 Port Handling/Inland Transportation	0	501							
4.5 Other Transportation	0	305							
4.6 Second Destination Transportation	0	0							
TOTAL TRANSPORTATION	57	1,122							

SUPPLEMENTAL & COST OF WAR EXECUTION REPORT

OPERATION - Iraqi Freedom

REPORT PERIOD - as of September 30, 2006

(Incremental Costs in Thousands of Dollars)

NSA									
1.0 PERSONNEL COSTS			Monthly	Cumulative	5.0 WORKING CAPITAL FUND SUPPORT COSTS			Monthly	Cumulative
1.1 Military Personnel					5.1 Depot Level Repairables			0	0
1.1.1 Reserve Components Called to Active Duty	0	0			5.2 Depot Maintenance			0	0
1.1.2 Imminent Danger or Hostile Fire Pay	0	0			5.3 Nonflying Hours Spares (War Reserve Stock)			0	0
1.1.3 Family Separation Allowance	0	0			5.4 War Reserve Stock Secondary Items			0	0
1.1.4 Hardship Duty Pay	0	0			5.5 Prepositioning Equipment Replacement (War Reserve Stock)			0	0
1.1.5 Subsistence	0	0			5.6 Prepositioning Munitions Replacement (War Reserve Stock)			0	0
1.1.6 Reserve Component Predeployment Training	0	0			5.7 Battle Damage Repair			0	0
1.1.7 Other Military Personnel (Special Pay)	0	0			TOTAL WORKING CAPITAL FUND SUPPORT			0	0
1.1.8 Active Component Overstrength	0	0			6.0 INVESTMENT COSTS				
Subtotal	0	0			6.1 Procurement				
1.2 Civilian Personnel					6.1.1 Aircraft Procurement			0	0
1.2.1 Civilian Premium Pay	0	0			6.1.2 Munition Procurement			0	0
1.2.2 Civilian Temporary Hires	0	0			6.1.3 Vehicle Procurement			0	0
Subtotal	0	0			6.1.4 Communication & Electronic Equipment Procurement			0	0
TOTAL PERSONNEL	0	0			6.1.5 Other Procurement			0	0
2.0 PERSONNEL SUPPORT COSTS					Subtotal			0	0
2.1 Temporary Duty (TDY)/Additional Duty (TAD)	0	0			6.2 Research, Development, Test & Evaluation				
2.2 Clothing & Other Equipment & Supplies	0	0			6.2.1 Basic Research			0	0
2.3 Medical Support/Health Services	0	0			6.2.2 Applied Research			0	0
2.4 Reserve Component Activation/Deactivation	0	0			6.2.3 Advanced Technology Development			0	0
2.5 Other Personnel Support	0	0			6.2.4 Advanced Component Development & Prototype			0	0
2.6 Rest & Recreation	0	0			6.2.5 System Development & Demonstration			0	0
TOTAL PERSONNEL SUPPORT	0	0			6.2.6 Management Support			0	2,500
3.0 OPERATING SUPPORT COSTS					6.2.7 Operational System Development			0	0
3.1 Training	0	0			Subtotal			0	2,500
3.2 Operation OPTEMPO (Fuel, Other POL, Parts)	0	0			6.3 Military Construction				
3.3 Other Supplies & Equipment	0	0			6.3.1 Major Construction			0	0
3.4 Facilities/Base Support	0	0			6.3.2 Minor Construction			0	0
3.5.1 Organization Level Maintenance	0	0			6.3.3 Family Housing (Construction)			0	0
3.5.2 Intermediate Level Maintenance	0	0			6.3.4 Family Housing (Operation & Maintenance)			0	0
3.5.3 Depot Level Maintenance	0	0			Subtotal			0	0
3.5.4 Contractor Logistics Support	0	0			TOTAL INVESTMENT			0	2,500
3.6 C4I	0	0			TOTAL COSTS BY APPROPRIATION			Monthly	Cumulative
3.7 Other Services/Miscellaneous Contracts	153	7,375			Military Personnel			0	0
TOTAL OPERATING SUPPORT	153	7,375			Operation & Maintenance			153	7,375
4.0 TRANSPORTATION COSTS					Working Capital Fund			0	0
4.1 Airlift	0	0			Investment			0	2,500
4.2 Sealift	0	0			Other			0	0
4.3 Ready Reserve Force/Fast Sealift Ships	0	0			GRAND TOTAL			153	9,875
4.4 Port Handling/Inland Transportation	0	0							
4.5 Other Transportation	0	0							
4.6 Second Destination Transportation	0	0							
TOTAL TRANSPORTATION	0	0							

SUPPLEMENTAL & COST OF WAR EXECUTION REPORT

OPERATION - Iraqi Freedom

REPORT PERIOD - as of September 30, 2006

(Incremental Costs in Thousands of Dollars)

OASD(NII)					
1.0 PERSONNEL COSTS	Monthly	Cumulative	5.0 WORKING CAPITAL FUND SUPPORT COSTS	Monthly	Cumulative
1.1 Military Personnel			5.1 Depot Level Repairables	0	0
1.1.1 Reserve Components Called to Active Duty	0	0	5.2 Depot Maintenance	0	0
1.1.2 Imminent Danger or Hostile Fire Pay	0	0	5.3 Nonflying Hours Spares (War Reserve Stock)	0	0
1.1.3 Family Separation Allowance	0	0	5.4 War Reserve Stock Secondary Items	0	0
1.1.4 Hardship Duty Pay	0	0	5.5 Prepositioning Equipment Replacement (War Reserve Stock)	0	0
1.1.5 Subsistence	0	0	5.6 Prepositioning Munitions Replacement (War Reserve Stock)	0	0
1.1.6 Reserve Component Predeployment Training	0	0	5.7 Battle Damage Repair	0	0
1.1.7 Other Military Personnel (Special Pay)	0	0	TOTAL WORKING CAPITAL FUND SUPPORT	0	0
1.1.8 Active Component Overstrength	0	0	6.0 INVESTMENT COSTS		
Subtotal	0	0	6.1 Procurement		
1.2 Civilian Personnel			6.1.1 Aircraft Procurement	0	0
1.2.1 Civilian Premium Pay	0	0	6.1.2 Munition Procurement	0	0
1.2.2 Civilian Temporary Hires	0	0	6.1.3 Vehicle Procurement	0	0
Subtotal	0	0	6.1.4 Communication & Electronic Equipment Procurement	0	0
TOTAL PERSONNEL	0	0	6.1.5 Other Procurement	0	0
2.0 PERSONNEL SUPPORT COSTS			Subtotal	0	0
2.1 Temporary Duty (TDY)/Additional Duty (TAD)	0	0	6.2 Research, Development, Test & Evaluation		
2.2 Clothing & Other Equipment & Supplies	0	0	6.2.1 Basic Research	0	0
2.3 Medical Support/Health Services	0	0	6.2.2 Applied Research	0	0
2.4 Reserve Component Activation/Deactivation	0	0	6.2.3 Advanced Technology Development	0	0
2.5 Other Personnel Support	0	0	6.2.4 Advanced Component Development & Prototype	0	0
2.6 Rest & Recreation	0	0	6.2.5 System Development & Demonstration	0	0
TOTAL PERSONNEL SUPPORT	0	0	6.2.6 Management Support	0	0
3.0 OPERATING SUPPORT COSTS			6.2.7 Operational System Development	0	0
3.1 Training	0	0	Subtotal	0	0
3.2 Operation OPTEMPO (Fuel, Other POL, Parts)	0	0	6.3 Military Construction		
3.3 Other Supplies & Equipment	0	0	6.3.1 Major Construction	0	0
3.4 Facilities/Base Support	0	0	6.3.2 Minor Construction	0	0
3.5.1 Organization Level Maintenance	0	0	6.3.3 Family Housing (Construction)	0	0
3.5.2 Intermediate Level Maintenance	0	0	6.3.4 Family Housing (Operation & Maintenance)	0	0
3.5.3 Depot Level Maintenance	0	0	Subtotal	0	0
3.5.4 Contractor Logistics Support	0	0	TOTAL INVESTMENT	0	0
3.6 C4I	2,278	25,964	TOTAL COSTS BY APPROPRIATION	Monthly	Cumulative
3.7 Other Services/Miscellaneous Contracts	0	0	Military Personnel	0	0
TOTAL OPERATING SUPPORT	2,278	25,964	Operation & Maintenance	2,278	25,964
4.0 TRANSPORTATION COSTS			Working Capital Fund	0	0
4.1 Airlift	0	0	Investment	0	0
4.2 Sealift	0	0	Other	0	0
4.3 Ready Reserve Force/Fast Sealift Ships	0	0	GRAND TOTAL	2,278	25,964
4.4 Port Handling/Inland Transportation	0	0			
4.5 Other Transportation	0	0			
4.6 Second Destination Transportation	0	0			
TOTAL TRANSPORTATION	0	0			

SUPPLEMENTAL & COST OF WAR EXECUTION REPORT

OPERATION - Iraqi Freedom

REPORT PERIOD - as of September 30, 2006

(Incremental Costs in Thousands of Dollars)

Special Operations					
1.0 PERSONNEL COSTS	Monthly	Cumulative	5.0 WORKING CAPITAL FUND SUPPORT COSTS	Monthly	Cumulative
1.1 Military Personnel			5.1 Depot Level Repairables	0	0
1.1.1 Reserve Components Called to Active Duty	0	0	5.2 Depot Maintenance	0	0
1.1.2 Imminent Danger or Hostile Fire Pay	0	0	5.3 Nonflying Hours Spares (War Reserve Stock)	0	0
1.1.3 Family Separation Allowance	0	0	5.4 War Reserve Stock Secondary Items	0	0
1.1.4 Hardship Duty Pay	0	0	5.5 Prepositioning Equipment Replacement (War Reserve Stock)	0	0
1.1.5 Subsistence	0	0	5.6 Prepositioning Munitions Replacement (War Reserve Stock)	0	0
1.1.6 Reserve Component Predeployment Training	0	0	5.7 Battle Damage Repair	0	0
1.1.7 Other Military Personnel (Special Pay)	0	0	TOTAL WORKING CAPITAL FUND SUPPORT	0	0
1.1.8 Active Component Overstrength	0	0			
Subtotal	0	0	6.0 INVESTMENT COSTS		
1.2 Civilian Personnel			6.1 Procurement		
1.2.1 Civilian Premium Pay	435	3,648	6.1.1 Aircraft Procurement	0	0
1.2.2 Civilian Temporary Hires	(131)	1,230	6.1.2 Munition Procurement	0	0
Subtotal	304	4,878	6.1.3 Vehicle Procurement	0	0
TOTAL PERSONNEL	304	4,878	6.1.4 Communication & Electronic Equipment Procurement	0	0
2.0 PERSONNEL SUPPORT COSTS			6.1.5 Other Procurement	0	0
2.1 Temporary Duty (TDY)/Additional Duty (TAD)	923	40,841	Subtotal	0	0
2.2 Clothing & Other Equipment & Supplies	(1,322)	1,164	6.2 Research, Development, Test & Evaluation		
2.3 Medical Support/Health Services	211	1,491	6.2.1 Basic Research	0	0
2.4 Reserve Component Activation/Deactivation	0	0	6.2.2 Applied Research	0	0
2.5 Other Personnel Support	0	0	6.2.3 Advanced Technology Development	0	0
2.6 Rest & Recreation	0	0	6.2.4 Advanced Component Development & Prototype	0	0
TOTAL PERSONNEL SUPPORT	(188)	43,496	6.2.5 System Development & Demonstration	0	0
3.0 OPERATING SUPPORT COSTS			6.2.6 Management Support	0	0
3.1 Training	385	4,660	6.2.7 Operational System Development	0	0
3.2 Operation OPTEMPO (Fuel, Other POL, Parts)	10,246	82,498	Subtotal	0	0
3.3 Other Supplies & Equipment	22,712	98,047	6.3 Military Construction		
3.4 Facilities/Base Support	0	0	6.3.1 Major Construction	0	0
3.5.1 Organization Level Maintenance	(22)	0	6.3.2 Minor Construction	0	0
3.5.2 Intermediate Level Maintenance	0	0	6.3.3 Family Housing (Construction)	0	0
3.5.3 Depot Level Maintenance	(471)	2,733	6.3.4 Family Housing (Operation & Maintenance)	0	0
3.5.4 Contractor Logistics Support	600	20,234	Subtotal	0	0
3.6 C4I	4,362	81,813	TOTAL INVESTMENT	0	0
3.7 Other Services/Miscellaneous Contracts	15,458	142,081	TOTAL COSTS BY APPROPRIATION	Monthly	Cumulative
TOTAL OPERATING SUPPORT	53,270	432,066	Military Personnel	0	0
4.0 TRANSPORTATION COSTS			Operation & Maintenance	43,245	655,370
4.1 Airlift	(10,604)	171,406	Working Capital Fund	0	0
4.2 Sealift	26	108	Investment	0	0
4.3 Ready Reserve Force/Fast Sealift Ships	0	0	Other	0	0
4.4 Port Handling/Inland Transportation	0	876	GRAND TOTAL	43,245	655,370
4.5 Other Transportation	437	2,540			
4.6 Second Destination Transportation	0	0			
TOTAL TRANSPORTATION	(10,141)	174,930			

SUPPLEMENTAL & COST OF WAR EXECUTION REPORT

OPERATION - Iraqi Freedom

REPORT PERIOD - as of September 30, 2006

(Incremental Costs in Thousands of Dollars)

WHS					
<u>1.0 PERSONNEL COSTS</u>	Monthly	Cumulative	<u>5.0 WORKING CAPITAL FUND SUPPORT COSTS</u>	Monthly	Cumulative
1.1 Military Personnel			5.1 Depot Level Repairables	0	0
1.1.1 Reserve Components Called to Active Duty	0	0	5.2 Depot Maintenance	0	0
1.1.2 Imminent Danger or Hostile Fire Pay	0	0	5.3 Nonflying Hours Spares (War Reserve Stock)	0	0
1.1.3 Family Separation Allowance	0	0	5.4 War Reserve Stock Secondary Items	0	0
1.1.4 Hardship Duty Pay	0	0	5.5 Prepositioning Equipment Replacement (War Reserve Stock)	0	0
1.1.5 Subsistence	0	0	5.6 Prepositioning Munitions Replacement (War Reserve Stock)	0	0
1.1.6 Reserve Component Predeployment Training	0	0	5.7 Battle Damage Repair	0	0
1.1.7 Other Military Personnel (Special Pay)	0	0	TOTAL WORKING CAPITAL FUND SUPPORT	0	0
1.1.8 Active Component Overstrength	0	0			
Subtotal	0	0	6.0 INVESTMENT COSTS		
1.2 Civilian Personnel			6.1 Procurement		
1.2.1 Civilian Premium Pay	355	3,832	6.1.1 Aircraft Procurement	0	0
1.2.2 Civilian Temporary Hires	0	0	6.1.2 Munition Procurement	0	0
Subtotal	355	3,832	6.1.3 Vehicle Procurement	0	0
TOTAL PERSONNEL	355	3,832	6.1.4 Communication & Electronic Equipment Procurement	0	0
			6.1.5 Other Procurement	0	0
2.0 PERSONNEL SUPPORT COSTS			Subtotal	0	0
2.1 Temporary Duty (TDY)/Additional Duty (TAD)	28	276	6.2 Research, Development, Test & Evaluation		
2.2 Clothing & Other Equipment & Supplies	0	0	6.2.1 Basic Research	0	0
2.3 Medical Support/Health Services	0	0	6.2.2 Applied Research	0	0
2.4 Reserve Component Activation/Deactivation	0	0	6.2.3 Advanced Technology Development	0	0
2.5 Other Personnel Support	6,163	8,822	6.2.4 Advanced Component Development & Prototype	0	0
2.6 Rest & Recreation	0	0	6.2.5 System Development & Demonstration	0	0
TOTAL PERSONNEL SUPPORT	6,191	9,098	6.2.6 Management Support	0	0
			6.2.7 Operational System Development	0	0
3.0 OPERATING SUPPORT COSTS			Subtotal	0	0
3.1 Training	0	0	6.3 Military Construction		
3.2 Operation OPTEMPO (Fuel, Other POL, Parts)	0	0	6.3.1 Major Construction	0	0
3.3 Other Supplies & Equipment	0	0	6.3.2 Minor Construction	0	0
3.4 Facilities/Base Support	0	0	6.3.3 Family Housing (Construction)	0	0
3.5.1 Organization Level Maintenance	0	0	6.3.4 Family Housing (Operation & Maintenance)	0	0
3.5.2 Intermediate Level Maintenance	0	0	Subtotal	0	0
3.5.3 Depot Level Maintenance	0	0	TOTAL INVESTMENT	0	0
3.5.4 Contractor Logistics Support	0	0			
3.6 C4I	0	0	TOTAL COSTS BY APPROPRIATION	Monthly	Cumulative
3.7 Other Services/Miscellaneous Contracts	13	30	Military Personnel	0	0
TOTAL OPERATING SUPPORT	13	30	Operation & Maintenance	6,559	12,960
			Working Capital Fund	0	0
4.0 TRANSPORTATION COSTS			Investment	0	0
4.1 Airlift	0	0	Other	0	0
4.2 Sealift	0	0	GRAND TOTAL	6,559	12,960
4.3 Ready Reserve Force/Fast Sealift Ships	0	0			
4.4 Port Handling/Inland Transportation	0	0			
4.5 Other Transportation	0	0			
4.6 Second Destination Transportation	0	0			
TOTAL TRANSPORTATION	0	0			

DoD COMPONENT TOTALS

SUPPLEMENTAL & COST OF WAR EXECUTION REPORT

DoD TOTALS

REPORT PERIOD - as of September 30, 2006

(Incremental Costs in Thousands of Dollars)

DoD Totals				
			Monthly	Cumulative
1.0 PERSONNEL COSTS				
1.1 Military Personnel				
1.1.1 Reserve Components Called to Active Duty	641,621	8,062,653		
1.1.2 Imminent Danger or Hostile Fire Pay	55,094	617,566		
1.1.3 Family Separation Allowance	29,315	355,820		
1.1.4 Hardship Duty Pay	20,908	221,026		
1.1.5 Subsistence	(130,304)	1,869,297		
1.1.6 Reserve Component Predeployment Training	21,080	21,254		
1.1.7 Other Military Personnel (Special Pay)	(335,444)	4,573,607		
1.1.8 Active Component Overstrength	227,045	1,049,806		
Subtotal	529,315	16,771,029		
1.2 Civilian Personnel				
1.2.1 Civilian Premium Pay	45,277	218,819		
1.2.2 Civilian Temporary Hires	30,309	256,310		
Subtotal	75,586	475,129		
TOTAL PERSONNEL	604,901	17,246,158		
2.0 PERSONNEL SUPPORT COSTS				
2.1 Temporary Duty (TDY)/Additional Duty (TAD)	515,892	2,403,807		
2.2 Clothing & Other Equipment & Supplies	370,071	1,894,481		
2.3 Medical Support/Health Services	171,523	1,346,970		
2.4 Reserve Component Activation/Deactivation	(16,990)	49,055		
2.5 Other Personnel Support	86,639	301,416		
2.6 Rest & Recreation	(27,688)	425,272		
TOTAL PERSONNEL SUPPORT	1,099,447	6,421,001		
3.0 OPERATING SUPPORT COSTS				
3.1 Training	64,875	233,704		
3.2 Operation OPTEMPO (Fuel, Other POL, Parts)	1,969,175	12,084,981		
3.3 Other Supplies & Equipment	973,675	5,947,729		
3.4 Facilities/Base Support	883,796	8,765,861		
3.5.1 Organization Level Maintenance	234,066	519,480		
3.5.2 Intermediate Level Maintenance	134,973	1,332,240		
3.5.3 Depot Level Maintenance	991,619	4,597,890		
3.5.4 Contractor Logistics Support	285,812	2,207,430		
3.6 C4I	821,651	3,268,174		
3.7 Other Services/Miscellaneous Contracts	1,420,625	5,472,191		
TOTAL OPERATING SUPPORT	7,780,267	44,429,680		
4.0 TRANSPORTATION COSTS				
4.1 Airlift	337,310	3,091,699		
4.2 Sealift	76,354	534,096		
4.3 Ready Reserve Force/Fast Sealift Ships	0	0		
4.4 Port Handling/Inland Transportation	12,089	470,296		
4.5 Other Transportation	139,302	637,062		
4.6 Second Destination Transportation	183,961	2,767,508		
TOTAL TRANSPORTATION	749,016	7,500,661		
5.0 WORKING CAPITAL FUND SUPPORT COSTS			Monthly	Cumulative
5.1 Depot Level Repairables			0	0
5.2 Depot Maintenance			0	0
5.3 Nonflying Hours Spares (War Reserve Stock)			0	0
5.4 War Reserve Stock Secondary Items			0	0
5.5 Prepositioning Equipment Replacement (War Reserve Stock)			(138)	0
5.6 Prepositioning Munitions Replacement (War Reserve Stock)			0	0
5.7 Battle Damage Repair			0	0
TOTAL WORKING CAPITAL FUND SUPPORT			(138)	0
6.0 INVESTMENT COSTS				
6.1 Procurement				
6.1.1 Aircraft Procurement			(147,345)	926,330
6.1.2 Munition Procurement			(4,045)	1,195,201
6.1.3 Vehicle Procurement			1,451,424	2,816,143
6.1.4 Communication & Electronic Equipment Procurement			317,959	3,104,387
6.1.5 Other Procurement			3,024,351	5,996,082
Subtotal			4,642,344	14,038,143
6.2 Research, Development, Test & Evaluation				
6.2.1 Basic Research			0	0
6.2.2 Applied Research			247	10,532
6.2.3 Advanced Technology Development			24,479	45,973
6.2.4 Advanced Component Development & Prototype			0	0
6.2.5 System Development & Demonstration			8,141	23,616
6.2.6 Management Support			361	15,535
6.2.7 Operational System Development			11,170	38,838
Subtotal			44,398	134,494
6.3 Military Construction				
6.3.1 Major Construction			46,660	122,766
6.3.2 Minor Construction			0	0
6.3.3 Family Housing (Construction)			0	0
6.3.4 Family Housing (Operation & Maintenance)			0	0
Subtotal			46,660	122,766
TOTAL INVESTMENT			4,733,402	14,295,403
TOTAL COSTS BY APPROPRIATION			Monthly	Cumulative
Military Personnel			529,315	16,771,029
Operation & Maintenance			9,704,316	58,826,471
Working Capital Fund			(138)	0
Investment			4,733,402	14,295,403
Other			1,152,267	8,548,005
GRAND TOTAL			16,119,162	98,440,908

SUPPLEMENTAL & COST OF WAR EXECUTION REPORT

AFIS TOTALS

REPORT PERIOD - as of September 30, 2006

(Incremental Costs in Thousands of Dollars)

AFIS									
1.0 PERSONNEL COSTS			Monthly	Cumulative	5.0 WORKING CAPITAL FUND SUPPORT COSTS			Monthly	Cumulative
1.1 Military Personnel					5.1 Depot Level Repairables			0	0
1.1.1 Reserve Components Called to Active Duty	0	0			5.2 Depot Maintenance			0	0
1.1.2 Imminent Danger or Hostile Fire Pay	0	0			5.3 Nonflying Hours Spares (War Reserve Stock)			0	0
1.1.3 Family Separation Allowance	0	0			5.4 War Reserve Stock Secondary Items			0	0
1.1.4 Hardship Duty Pay	0	0			5.5 Prepositioning Equipment Replacement (War Reserve Stock)			0	0
1.1.5 Subsistence	0	0			5.6 Prepositioning Munitions Replacement (War Reserve Stock)			0	0
1.1.6 Reserve Component Predeployment Training	0	0			5.7 Battle Damage Repair			0	0
1.1.7 Other Military Personnel (Special Pay)	0	0			TOTAL WORKING CAPITAL FUND SUPPORT			0	0
1.1.8 Active Component Overstrength	0	0			6.0 INVESTMENT COSTS				
Subtotal	0	0			6.1 Procurement				
1.2 Civilian Personnel					6.1.1 Aircraft Procurement			0	0
1.2.1 Civilian Premium Pay	0	0			6.1.2 Munition Procurement			0	0
1.2.2 Civilian Temporary Hires	0	0			6.1.3 Vehicle Procurement			0	0
Subtotal	0	0			6.1.4 Communication & Electronic Equipment Procurement			0	0
TOTAL PERSONNEL			0	0	6.1.5 Other Procurement			0	0
2.0 PERSONNEL SUPPORT COSTS					Subtotal			0	0
2.1 Temporary Duty (TDY)/Additional Duty (TAD)	3	20			6.2 Research, Development, Test & Evaluation				
2.2 Clothing & Other Equipment & Supplies	0	13			6.2.1 Basic Research			0	0
2.3 Medical Support/Health Services	0	0			6.2.2 Applied Research			0	0
2.4 Reserve Component Activation/Deactivation	0	0			6.2.3 Advanced Technology Development			0	0
2.5 Other Personnel Support	0	0			6.2.4 Advanced Component Development & Prototype			0	0
2.6 Rest & Recreation	0	0			6.2.5 System Development & Demonstration			0	0
TOTAL PERSONNEL SUPPORT			3	33	6.2.6 Management Support			0	0
3.0 OPERATING SUPPORT COSTS					6.2.7 Operational System Development			0	0
3.1 Training	0	0			Subtotal			0	0
3.2 Operation OPTEMPO (Fuel, Other POL, Parts)	0	0			6.3 Military Construction				
3.3 Other Supplies & Equipment	342	666			6.3.1 Major Construction			0	0
3.4 Facilities/Base Support	0	0			6.3.2 Minor Construction			0	0
3.5.1 Organization Level Maintenance	0	0			6.3.3 Family Housing (Construction)			0	0
3.5.2 Intermediate Level Maintenance	0	0			6.3.4 Family Housing (Operation & Maintenance)			0	0
3.5.3 Depot Level Maintenance	0	0			Subtotal			0	0
3.5.4 Contractor Logistics Support	0	0			TOTAL INVESTMENT			0	0
3.6 C4I	0	0			TOTAL COSTS BY APPROPRIATION			Monthly	Cumulative
3.7 Other Services/Miscellaneous Contracts	2,510	13,748			Military Personnel			0	0
TOTAL OPERATING SUPPORT			2,852	14,414	Operation & Maintenance			2,855	14,459
4.0 TRANSPORTATION COSTS					Working Capital Fund			0	0
4.1 Airlift	0	0			Investment			0	0
4.2 Sealift	0	0			Other			0	0
4.3 Ready Reserve Force/Fast Sealift Ships	0	0			GRAND TOTAL			2,855	14,459
4.4 Port Handling/Inland Transportation	0	0							
4.5 Other Transportation	0	12							
4.6 Second Destination Transportation	0	0							
TOTAL TRANSPORTATION			0	12					



DEPARTMENT OF DEFENSE
AMERICAN FORCES INFORMATION SERVICE
601 NORTH FAIRFAX STREET
ALEXANDRIA, VIRGINIA 22314-2007

October 16, 2006

I affirm the August 2006 cost data being submitted by OASD (PA)/American Forces Information Service is a fair representation of our on-going activities related to the Global War on Terror (GWOT), Contingency Operations (ConOps), and Disaster Relief Efforts. Analysis is included to assist in interpretation of the costs presented and the methodologies used to gather data not readily available within our accounting systems.

(b)(6)

(b)(6)

Office of the Assistant Secretary of Defense (Public Affairs)

SUPPLEMENTAL & COST OF WAR EXECUTION REPORT

AIR FORCE TOTALS

REPORT PERIOD - as of September 30, 2006

(Incremental Costs in Thousands of Dollars)

Air Force				
1.0 PERSONNEL COSTS	Monthly	Cumulative	5.0 WORKING CAPITAL FUND SUPPORT COSTS	Monthly Cumulative
1.1 Military Personnel			5.1 Depot Level Repairables	0 0
1.1.1 Reserve Components Called to Active Duty	91,435	1,186,118	5.2 Depot Maintenance	0 0
1.1.2 Imminent Danger or Hostile Fire Pay	4,498	38,541	5.3 Nonflying Hours Spares (War Reserve Stock)	0 0
1.1.3 Family Separation Allowance	3,392	27,842	5.4 War Reserve Stock Secondary Items	0 0
1.1.4 Hardship Duty Pay	2,764	23,008	5.5 Prepositioning Equipment Replacement (War Reserve Stock)	0 0
1.1.5 Subsistence	8,679	119,320	5.6 Prepositioning Munitions Replacement (War Reserve Stock)	0 0
1.1.6 Reserve Component Predeployment Training	0	0	5.7 Battle Damage Repair	0 0
1.1.7 Other Military Personnel (Special Pay)	31,825	290,576	TOTAL WORKING CAPITAL FUND SUPPORT	0 0
1.1.8 Active Component Overstrength	0	0	6.0 INVESTMENT COSTS	
Subtotal	142,593	1,685,405	6.1 Procurement	
1.2 Civilian Personnel			6.1.1 Aircraft Procurement	188,171 590,515
1.2.1 Civilian Premium Pay	605	3,998	6.1.2 Munition Procurement	17,464 39,889
1.2.2 Civilian Temporary Hires	4,866	50,670	6.1.3 Vehicle Procurement	9,673 37,904
Subtotal	5,471	54,668	6.1.4 Communication & Electronic Equipment Procurement	2,900 42,158
TOTAL PERSONNEL	148,064	1,740,073	6.1.5 Other Procurement	20,724 242,069
2.0 PERSONNEL SUPPORT COSTS			Subtotal	238,932 952,535
2.1 Temporary Duty (TDY)/Additional Duty (TAD)	23,069	380,590	6.2 Research, Development, Test & Evaluation	
2.2 Clothing & Other Equipment & Supplies	87	728	6.2.1 Basic Research	0 0
2.3 Medical Support/Health Services	(3,718)	34,243	6.2.2 Applied Research	0 0
2.4 Reserve Component Activation/Deactivation	0	0	6.2.3 Advanced Technology Development	24,306 35,198
2.5 Other Personnel Support	0	0	6.2.4 Advanced Component Development & Prototype	0 0
2.6 Rest & Recreation	0	0	6.2.5 System Development & Demonstration	0 0
TOTAL PERSONNEL SUPPORT	19,438	415,561	6.2.6 Management Support	0 10,750
3.0 OPERATING SUPPORT COSTS			6.2.7 Operational System Development	12,432 23,062
3.1 Training	0	0	Subtotal	36,738 69,010
3.2 Operation OPTEMPO (Fuel, Other POL, Parts)	800,454	2,824,911	6.3 Military Construction	
3.3 Other Supplies & Equipment	184,089	816,645	6.3.1 Major Construction	(7,602) 46,639
3.4 Facilities/Base Support	154,046	400,558	6.3.2 Minor Construction	0 0
3.5.1 Organization Level Maintenance	0	0	6.3.3 Family Housing (Construction)	0 0
3.5.2 Intermediate Level Maintenance	0	0	6.3.4 Family Housing (Operation & Maintenance)	0 0
3.5.3 Depot Level Maintenance	238,783	416,650	Subtotal	(7,602) 46,639
3.5.4 Contractor Logistics Support	120,066	726,845	TOTAL INVESTMENT	268,068 1,068,184
3.6 C4I	162,356	641,927	TOTAL COSTS BY APPROPRIATION	Monthly Cumulative
3.7 Other Services/Miscellaneous Contracts	(15,704)	999,980	Military Personnel	142,593 1,685,405
TOTAL OPERATING SUPPORT	1,644,090	6,827,516	Operation & Maintenance	1,763,566 8,917,580
4.0 TRANSPORTATION COSTS			Working Capital Fund	0 0
4.1 Airlift	71,224	1,378,540	Investment	268,068 1,068,184
4.2 Sealift	21	60	Other	0 0
4.3 Ready Reserve Force/Fast Sealift Ships	0	0	GRAND TOTAL	2,174,227 11,671,169
4.4 Port Handling/Inland Transportation	38	393		
4.5 Other Transportation	23,284	240,842		
4.6 Second Destination Transportation	0	0		
TOTAL TRANSPORTATION	94,567	1,619,835		

SUPPLEMENTAL & COST OF WAR EXECUTION REPORT

ARMY TOTALS

REPORT PERIOD - as of September 30, 2006

(Incremental Costs in Thousands of Dollars)

Army				
			Monthly	Cumulative
1.0 PERSONNEL COSTS				
1.1 Military Personnel				
1.1.1 Reserve Components Called to Active Duty	487,081	6,110,990		
1.1.2 Imminent Danger or Hostile Fire Pay	36,787	427,741		
1.1.3 Family Separation Allowance	19,089	259,719		
1.1.4 Hardship Duty Pay	15,653	169,354		
1.1.5 Subsistence	(155,381)	1,698,878		
1.1.6 Reserve Component Predeployment Training	0	0		
1.1.7 Other Military Personnel (Special Pay)	(542,466)	3,446,631		
1.1.8 Active Component Overstrength	94,796	724,792		
Subtotal	(44,441)	12,838,105		
1.2 Civilian Personnel				
1.2.1 Civilian Premium Pay	37,624	172,278		
1.2.2 Civilian Temporary Hires	23,840	153,787		
Subtotal	61,464	326,065		
TOTAL PERSONNEL	17,023	13,164,170		
2.0 PERSONNEL SUPPORT COSTS				
2.1 Temporary Duty (TDY)/Additional Duty (TAD)	443,537	1,635,012		
2.2 Clothing & Other Equipment & Supplies	112,114	1,316,323		
2.3 Medical Support/Health Services	14,656	205,161		
2.4 Reserve Component Activation/Deactivation	0	0		
2.5 Other Personnel Support	10,481	52,238		
2.6 Rest & Recreation	(27,690)	425,270		
TOTAL PERSONNEL SUPPORT	553,098	3,634,004		
3.0 OPERATING SUPPORT COSTS				
3.1 Training	21,928	57,305		
3.2 Operation OPTEMPO (Fuel, Other POL, Parts)	686,481	4,728,990		
3.3 Other Supplies & Equipment	562,298	4,064,103		
3.4 Facilities/Base Support	384,506	7,612,631		
3.5.1 Organization Level Maintenance	230,209	429,049		
3.5.2 Intermediate Level Maintenance	113,889	1,258,567		
3.5.3 Depot Level Maintenance	134,083	2,667,813		
3.5.4 Contractor Logistics Support	118,248	1,294,885		
3.6 C4I	566,952	2,143,889		
3.7 Other Services/Miscellaneous Contracts	1,140,035	3,199,998		
TOTAL OPERATING SUPPORT	3,958,629	27,457,230		
4.0 TRANSPORTATION COSTS				
4.1 Airlift	148,707	666,912		
4.2 Sealift	76,416	425,648		
4.3 Ready Reserve Force/Fast Sealift Ships	0	0		
4.4 Port Handling/Inland Transportation	8,034	443,403		
4.5 Other Transportation	1,868	5,277		
4.6 Second Destination Transportation	183,961	2,737,985		
TOTAL TRANSPORTATION	418,986	4,279,225		
5.0 WORKING CAPITAL FUND SUPPORT COSTS			Monthly	Cumulative
5.1 Depot Level Repairables			0	0
5.2 Depot Maintenance			0	0
5.3 Nonflying Hours Spares (War Reserve Stock)			0	0
5.4 War Reserve Stock Secondary Items			0	0
5.5 Prepositioning Equipment Replacement (War Reserve Stock)			0	0
5.6 Prepositioning Munitions Replacement (War Reserve Stock)			0	0
5.7 Battle Damage Repair			0	0
TOTAL WORKING CAPITAL FUND SUPPORT			0	0
6.0 INVESTMENT COSTS				
6.1 Procurement				
6.1.1 Aircraft Procurement			(339,065)	(69,048)
6.1.2 Munition Procurement			(32,596)	871,192
6.1.3 Vehicle Procurement			1,063,490	1,854,041
6.1.4 Communication & Electronic Equipment Procurement			130,658	2,430,844
6.1.5 Other Procurement			2,567,668	4,284,103
Subtotal			3,390,155	9,371,132
6.2 Research, Development, Test & Evaluation				
6.2.1 Basic Research			0	0
6.2.2 Applied Research			247	6,716
6.2.3 Advanced Technology Development			173	10,775
6.2.4 Advanced Component Development & Prototype			0	0
6.2.5 System Development & Demonstration			7,200	22,320
6.2.6 Management Support			651	2,285
6.2.7 Operational System Development			(2,462)	0
Subtotal			5,809	42,096
6.3 Military Construction				
6.3.1 Major Construction			54,262	76,127
6.3.2 Minor Construction			0	0
6.3.3 Family Housing (Construction)			0	0
6.3.4 Family Housing (Operation & Maintenance)			0	0
Subtotal			54,262	76,127
TOTAL INVESTMENT			3,450,226	9,489,355
TOTAL COSTS BY APPROPRIATION			Monthly	Cumulative
Military Personnel			(44,441)	12,838,105
Operation & Maintenance			4,992,177	35,696,524
Working Capital Fund			0	0
Investment			3,450,226	9,489,355
Other			1,182,084	7,679,126
GRAND TOTAL			9,580,046	65,703,110

SUPPLEMENTAL & COST OF WAR EXECUTION REPORT - FY 2006 APPROPRIATIONS

OPERATION - Enduring Freedom

REPORT PERIOD - as of September 30, 2006

(Incremental Costs in Thousands of Dollars)

Army Subsidiary Report

7.0 OTHER SUPPORT COSTS Monthly Cumulative

COALITION SUPPORT

7.1 Coalition Support

Subtotal	0	0
----------	---	---

7.2 Lift & Sustain

7.2.1 Transportation Support	0	0
7.2.2 Logistic Support	0	0
7.2.3 Other Support	0	0
Subtotal	0	0

ASFF/ISFF

7.3 Train & Equip

7.3.1 Defense Forces Sustainment	0	0
7.3.2 Defense Forces Infrastructure	0	0
7.3.3 Defense Forces Equipment/Transportation	0	0
7.3.4 Defense Forces Training & Operations	0	0
7.3.5 Interior Forces Sustainment	0	0
7.3.6 Interior Forces Infrastructure	0	0
7.3.7 Interior Forces Equipment/Transportation	0	0
7.3.8 Interior Forces Training & Operations	0	0
7.3.9 Quick Response Funding	0	0
7.3.10 Other Support	0	0
7.3.11 Detainee Forces Infrastructure	0	0
7.3.12 Detainee Forces Equipment/Transportation	0	0
7.3.13 Detainee Forces Training & Operations	0	0
7.3.14 Regional Training Center	0	0
7.3.15 Other Support	0	0
7.3.16 Detainee Operations	0	0
7.3.17 Prosthetics Clinic	0	0
Subtotal	0	0

CERP

7.4 Commander's Emergency Response Program

Afghanistan	47,248	215,001
Iraq	0	0
Subtotal	47,248	215,001
TOTAL OTHER SUPPORT	47,248	215,001

SUPPLEMENTAL & COST OF WAR EXECUTION REPORT - FY 2006 APPROPRIATIONS

OPERATION - Iraqi Freedom

REPORT PERIOD - as of September 30, 2006

(Incremental Costs in Thousands of Dollars)

Army Subsidiary Report

<u>7.0 OTHER SUPPORT COSTS</u>	Monthly	Cumulative
COALITION SUPPORT		
<u>7.1 Coalition Support</u>		
Subtotal	0	0
<u>7.2 Lift & Sustain</u>		
7.2.1 Transportation Support	0	0
7.2.2 Logistic Support	0	0
7.2.3 Other Support	0	0
Subtotal	0	0
ASFF/ISFF		
<u>7.3 Train & Equip</u>		
7.3.1 Defense Forces Sustainment	0	0
7.3.2 Defense Forces Infrastructure	0	0
7.3.3 Defense Forces Equipment/Transportation	0	0
7.3.4 Defense Forces Training & Operations	0	0
7.3.5 Interior Forces Sustainment	0	0
7.3.6 Interior Forces Infrastructure	0	0
7.3.7 Interior Forces Equipment/Transportation	0	0
7.3.8 Interior Forces Training & Operations	0	0
7.3.9 Quick Response Funding	0	0
7.3.10 Other Support	0	0
7.3.11 Detainee Forces Infrastructure	0	0
7.3.12 Detainee Forces Equipment/Transportation	0	0
7.3.13 Detainee Forces Training & Operations	0	0
7.3.14 Regional Training Center	0	0
7.3.15 Other Support	0	0
7.3.16 Detainee Operations	0	0
7.3.17 Prosthetics Clinic	0	0
Subtotal	0	0
CERP		
<u>7.4 Commander's Emergency Response Program</u>		
Afghanistan	0	0
Iraq	47,409	509,499
Subtotal	47,409	509,499
TOTAL OTHER SUPPORT	47,409	509,499

**SUPPLEMENTAL & COST OF WAR EXECUTION REPORT - FY 2005 AFGHANISTAN SECURITY FORCES FUND
(SECOND YEAR EXECUTION)
OPERATION - Enduring Freedom**

REPORT PERIOD - as of September 30, 2006

(Incremental Costs in Thousands of Dollars)

Army Subsidiary Report

<u>7.0 OTHER SUPPORT COSTS</u>	Monthly	Cumulative
COALITION SUPPORT		
<u>7.1 Coalition Support</u>		
Subtotal	0	0
<u>7.2 Lift & Sustain</u>		
7.2.1 Transportation Support	0	0
7.2.2 Logistic Support	0	0
7.2.3 Other Support	0	0
Subtotal	0	0
ASFF/ISFF		
<u>7.3 Train & Equip</u>		
7.3.1 Defense Forces Sustainment	0	195,100
7.3.2 Defense Forces Infrastructure	0	152,050
7.3.3 Defense Forces Equipment/Transportation	(1,945)	167,847
7.3.4 Defense Forces Training & Operations	32,165	195,689
7.3.5 Interior Forces Sustainment	0	46,823
7.3.6 Interior Forces Infrastructure	0	51,000
7.3.7 Interior Forces Equipment/Transportation	0	102,176
7.3.8 Interior Forces Training & Operations	0	0
7.3.9 Quick Response Funding	0	0
7.3.10 Detainee Forces Sustainment	0	988
7.3.11 Detainee Forces Infrastructure	0	1,693
7.3.12 Detainee Forces Equipment/Transportation	0	2,596
7.3.13 Detainee Forces Training & Operations	0	3,723
7.3.14 Regional Training Center	0	0
7.3.15 Other Support	0	0
7.3.16 Detainee Operations	0	0
7.3.17 Prosthetics Clinic	0	0
Subtotal	30,220	919,685
CERP		
<u>7.4 Commander's Emergency Response Program</u>		
Afghanistan	0	0
Iraq	0	0
Subtotal	0	0
TOTAL OTHER SUPPORT	30,220	919,685

**SUPPLEMENTAL & COST OF WAR EXECUTION REPORT - FY 2005 IRAQ SECURITY FORCES FUND
(SECOND YEAR EXECUTION)
OPERATION - Iraqi Freedom**

REPORT PERIOD - as of September 30, 2006

(Incremental Costs in Thousands of Dollars)

Army Subsidiary Report

<u>7.0 OTHER SUPPORT COSTS</u>	Monthly	Cumulative
COALITION SUPPORT		
<u>7.1 Coalition Support</u>		
Subtotal	0	0
<u>7.2 Lift & Sustain</u>		
7.2.1 Transportation Support	0	0
7.2.2 Logistic Support	0	0
7.2.3 Other Support	0	0
Subtotal	0	0
ASFF/ISFF		
<u>7.3 Train & Equip</u>		
7.3.1 Defense Forces Sustainment	23,733	514,597
7.3.2 Defense Forces Infrastructure	19,118	662,910
7.3.3 Defense Forces Equipment/Transportation	68,198	1,203,650
7.3.4 Defense Forces Training & Operations	11,079	123,296
7.3.5 Interior Forces Sustainment	(64,151)	161,938
7.3.6 Interior Forces Infrastructure	107,124	426,800
7.3.7 Interior Forces Equipment/Transportation	4,136	340,347
7.3.8 Interior Forces Training & Operations	66,207	765,342
7.3.9 Quick Response Funding	24,295	117,517
7.3.10 Detainee Forces Sustainment	0	0
7.3.11 Detainee Forces Infrastructure	0	0
7.3.12 Detainee Forces Equipment/Transportation	0	0
7.3.13 Detainee Forces Training & Operations	0	0
7.3.14 Regional Training Center	0	0
7.3.15 Other Support	0	99,000
7.3.16 Detainee Operations	0	0
7.3.17 Prosthetics Clinic	0	0
Subtotal	259,739	4,415,397
CERP		
<u>7.4 Commander's Emergency Response Program</u>		
Afghanistan	0	0
Iraq	0	0
Subtotal	0	0
TOTAL OTHER SUPPORT	259,739	4,415,397

SUPPLEMENTAL & COST OF WAR EXECUTION REPORT - FY 2006 AFGHANISTAN SECURITY FORCES FUND

OPERATION - Enduring Freedom

REPORT PERIOD - as of September 30, 2006

(Incremental Costs in Thousands of Dollars)

Army Subsidiary Report

7.0 OTHER SUPPORT COSTS Monthly Cumulative

COALITION SUPPORT

7.1 Coalition Support

Subtotal 0 0

7.2 Lift & Sustain

7.2.1 Transportation Support 0 0

7.2.2 Logistic Support 0 0

7.2.3 Other Support 0 0

Subtotal 0 0

ASFF/ISFF

7.3 Train & Equip

7.3.1 Defense Forces Sustainment 0 144,396

7.3.2 Defense Forces Infrastructure 44,000 150,865

7.3.3 Defense Forces Equipment/Transportation 87,237 112,111

7.3.4 Defense Forces Training & Operations 871 84,082

7.3.5 Interior Forces Sustainment 30,500 114,697

7.3.6 Interior Forces Infrastructure 0 145,000

7.3.7 Interior Forces Equipment/Transportation 117,640 121,196

7.3.8 Interior Forces Training & Operations 0 0

7.3.9 Quick Response Funding 0 0

7.3.10 Detainee Forces Sustainment 800 1,200

7.3.11 Detainee Forces Infrastructure 0 12,500

7.3.12 Detainee Forces Equipment/Transportation (800) 400

7.3.13 Detainee Forces Training & Operations 0 0

7.3.14 Regional Training Center 0 0

7.3.15 Other Support 0 0

7.3.16 Detainee Operations 0 0

7.3.17 Prosthetics Clinic 0 0

Subtotal 280,248 886,447

CERP

7.4 Commander's Emergency Response Program

Afghanistan 0 0

Iraq 0 0

Subtotal 0 0

TOTAL OTHER SUPPORT 280,248 886,447

SUPPLEMENTAL & COST OF WAR EXECUTION REPORT - FY 2006 IRAQ SECURITY FORCES FUND

OPERATION - Iraqi Freedom

REPORT PERIOD - as of September 30, 2006

(Incremental Costs in Thousands of Dollars)

Army Subsidiary Report

7.0 OTHER SUPPORT COSTS Monthly Cumulative

COALITION SUPPORT

7.1 Coalition Support

Subtotal	0	0
----------	---	---

7.2 Lift & Sustain

7.2.1 Transportation Support	0	0
7.2.2 Logistic Support	0	0
7.2.3 Other Support	0	0
Subtotal	0	0

ASFF/ISFF

7.3 Train & Equip

7.3.1 Defense Forces Sustainment	78,424	78,424
7.3.2 Defense Forces Infrastructure	132,189	206,849
7.3.3 Defense Forces Equipment/Transportation	79,240	193,895
7.3.4 Defense Forces Training & Operations	1,259	3,018
7.3.5 Interior Forces Sustainment	11,997	17,889
7.3.6 Interior Forces Infrastructure	167,878	167,878
7.3.7 Interior Forces Equipment/Transportation	3,301	16,275
7.3.8 Interior Forces Training & Operations	32,468	37,069
7.3.9 Quick Response Funding	34	34
7.3.10 Detainee Forces Sustainment	0	0
7.3.11 Detainee Forces Infrastructure	0	0
7.3.12 Detainee Forces Equipment/Transportation	0	0
7.3.13 Detainee Forces Training & Operations	0	0
7.3.14 Regional Training Center	0	0
7.3.15 Other Support	0	0
7.3.16 Detainee Operations	10,430	11,766
7.3.17 Prosthetics Clinic	0	0
Subtotal	517,220	733,097

CERP

7.4 Commander's Emergency Response Program

Afghanistan	0	0
Iraq	0	0
Subtotal	0	0

TOTAL OTHER SUPPORT	517,220	733,097
---------------------	---------	---------

SUPPLEMENTAL & COST OF WAR EXECUTION REPORT

CIFA TOTALS

REPORT PERIOD - as of September 30, 2006

(Incremental Costs in Thousands of Dollars)

CIFA									
1.0 PERSONNEL COSTS			Monthly	Cumulative	5.0 WORKING CAPITAL FUND SUPPORT COSTS			Monthly	Cumulative
1.1 Military Personnel					5.1 Depot Level Repairables			0	0
1.1.1 Reserve Components Called to Active Duty	0	0			5.2 Depot Maintenance			0	0
1.1.2 Imminent Danger or Hostile Fire Pay	0	0			5.3 Nonflying Hours Spares (War Reserve Stock)			0	0
1.1.3 Family Separation Allowance	0	0			5.4 War Reserve Stock Secondary Items			0	0
1.1.4 Hardship Duty Pay	0	0			5.5 Prepositioning Equipment Replacement (War Reserve Stock)			0	0
1.1.5 Subsistence	0	0			5.6 Prepositioning Munitions Replacement (War Reserve Stock)			0	0
1.1.6 Reserve Component Predeployment Training	0	0			5.7 Battle Damage Repair			0	0
1.1.7 Other Military Personnel (Special Pay)	0	0			TOTAL WORKING CAPITAL FUND SUPPORT			0	0
1.1.8 Active Component Overstrength	0	0			6.0 INVESTMENT COSTS				
Subtotal	0	0			6.1 Procurement				
1.2 Civilian Personnel					6.1.1 Aircraft Procurement			0	0
1.2.1 Civilian Premium Pay	0	0			6.1.2 Munition Procurement			0	0
1.2.2 Civilian Temporary Hires	0	0			6.1.3 Vehicle Procurement			0	0
Subtotal	0	0			6.1.4 Communication & Electronic Equipment Procurement			0	0
TOTAL PERSONNEL			0	0	6.1.5 Other Procurement			0	0
2.0 PERSONNEL SUPPORT COSTS					Subtotal			0	0
2.1 Temporary Duty (TDY)/Additional Duty (TAD)	0	0			6.2 Research, Development, Test & Evaluation				
2.2 Clothing & Other Equipment & Supplies	0	0			6.2.1 Basic Research			0	0
2.3 Medical Support/Health Services	0	0			6.2.2 Applied Research			0	0
2.4 Reserve Component Activation/Deactivation	0	0			6.2.3 Advanced Technology Development			0	0
2.5 Other Personnel Support	0	0			6.2.4 Advanced Component Development & Prototype			0	0
2.6 Rest & Recreation	0	0			6.2.5 System Development & Demonstration			0	0
TOTAL PERSONNEL SUPPORT			0	0	6.2.6 Management Support			0	0
3.0 OPERATING SUPPORT COSTS					6.2.7 Operational System Development			1,200	15,776
3.1 Training	0	0			Subtotal			1,200	15,776
3.2 Operation OPTEMPO (Fuel, Other POL, Parts)	0	0			6.3 Military Construction				
3.3 Other Supplies & Equipment	0	0			6.3.1 Major Construction			0	0
3.4 Facilities/Base Support	0	0			6.3.2 Minor Construction			0	0
3.5.1 Organization Level Maintenance	0	0			6.3.3 Family Housing (Construction)			0	0
3.5.2 Intermediate Level Maintenance	0	0			6.3.4 Family Housing (Operation & Maintenance)			0	0
3.5.3 Depot Level Maintenance	0	0			Subtotal			0	0
3.5.4 Contractor Logistics Support	0	0			TOTAL INVESTMENT			1,200	15,776
3.6 C4I	0	0			TOTAL COSTS BY APPROPRIATION			Monthly	Cumulative
3.7 Other Services/Miscellaneous Contracts	35,685	73,321			Military Personnel			0	0
TOTAL OPERATING SUPPORT			35,685	73,321	Operation & Maintenance			35,685	73,321
4.0 TRANSPORTATION COSTS					Working Capital Fund			0	0
4.1 Airlift	0	0			Investment			1,200	15,776
4.2 Sealift	0	0			Other			0	0
4.3 Ready Reserve Force/Fast Sealift Ships	0	0			GRAND TOTAL			36,885	89,097
4.4 Port Handling/Inland Transportation	0	0							
4.5 Other Transportation	0	0							
4.6 Second Destination Transportation	0	0							
TOTAL TRANSPORTATION			0	0					



COUNTERINTELLIGENCE FIELD ACTIVITY
251 18th STREET
CRYSTAL SQUARE 5, SUITE 1200
Arlington, VA 22202-3537



October 20, 2006

**MEMORANDUM FOR DIRECTOR, DEFENSE FINANCE AND ACCOUNTING
SERVICE**

**SUBJECT: CIFA Supplemental and Cost of War Execution Report, FY06
Appropriations**

I affirm that the September 2006 cost data submitted by the Counterintelligence Field Activity (attached) is a fair representation of on-going activities related to the Global War on Terror (GWOT), Contingency Operations (ConOps), and Disaster Relief Efforts. Analysis is included to assist in interpretation of the costs presented and the methodologies used to gather data not readily available in our accounting systems.

(b)(6)

Budget Officer

**Attachment
As stated**

SUPPLEMENTAL & COST OF WAR EXECUTION REPORT

DCAA TOTALS

REPORT PERIOD - as of September 30, 2006

(Incremental Costs in Thousands of Dollars)

DCAA				
1.0 PERSONNEL COSTS			5.0 WORKING CAPITAL FUND SUPPORT COSTS	
	Monthly	Cumulative	Monthly	Cumulative
1.1 Military Personnel				
1.1.1 Reserve Components Called to Active Duty	0	0	5.1 Depot Level Repairables	0
1.1.2 Imminent Danger or Hostile Fire Pay	0	0	5.2 Depot Maintenance	0
1.1.3 Family Separation Allowance	0	0	5.3 Nonflying Hours Spares (War Reserve Stock)	0
1.1.4 Hardship Duty Pay	0	0	5.4 War Reserve Stock Secondary Items	0
1.1.5 Subsistence	0	0	5.5 Prepositioning Equipment Replacement (War Reserve Stock)	0
1.1.6 Reserve Component Predeployment Training	0	0	5.6 Prepositioning Munitions Replacement (War Reserve Stock)	0
1.1.7 Other Military Personnel (Special Pay)	0	0	5.7 Battle Damage Repair	0
1.1.8 Active Component Overstrength	0	0		
Subtotal	0	0	TOTAL WORKING CAPITAL FUND SUPPORT	0
1.2 Civilian Personnel				
1.2.1 Civilian Premium Pay	0	0	6.0 INVESTMENT COSTS	
1.2.2 Civilian Temporary Hires	1,395	14,099	6.1 Procurement	
Subtotal	1,395	14,099	6.1.1 Aircraft Procurement	0
TOTAL PERSONNEL	1,395	14,099	6.1.2 Munition Procurement	0
			6.1.3 Vehicle Procurement	0
			6.1.4 Communication & Electronic Equipment Procurement	0
			6.1.5 Other Procurement	0
			Subtotal	0
2.0 PERSONNEL SUPPORT COSTS			6.2 Research, Development, Test & Evaluation	
2.1 Temporary Duty (TDY)/Additional Duty (TAD)	89	1,909	6.2.1 Basic Research	0
2.2 Clothing & Other Equipment & Supplies	0	0	6.2.2 Applied Research	0
2.3 Medical Support/Health Services	0	0	6.2.3 Advanced Technology Development	0
2.4 Reserve Component Activation/Deactivation	0	0	6.2.4 Advanced Component Development & Prototype	0
2.5 Other Personnel Support	0	0	6.2.5 System Development & Demonstration	0
2.6 Rest & Recreation	0	0	6.2.6 Management Support	0
TOTAL PERSONNEL SUPPORT	89	1,909	6.2.7 Operational System Development	0
			Subtotal	0
3.0 OPERATING SUPPORT COSTS			6.3 Military Construction	
3.1 Training	0	0	6.3.1 Major Construction	0
3.2 Operation OPTEMPO (Fuel, Other POL, Parts)	0	0	6.3.2 Minor Construction	0
3.3 Other Supplies & Equipment	0	0	6.3.3 Family Housing (Construction)	0
3.4 Facilities/Base Support	0	0	6.3.4 Family Housing (Operation & Maintenance)	0
3.5.1 Organization Level Maintenance	0	0	Subtotal	0
3.5.2 Intermediate Level Maintenance	0	0	TOTAL INVESTMENT	0
3.5.3 Depot Level Maintenance	0	0		
3.5.4 Contractor Logistics Support	0	0	TOTAL COSTS BY APPROPRIATION	Monthly
3.6 C4I	0	0	Military Personnel	0
3.7 Other Services/Miscellaneous Contracts	36	364	Operation & Maintenance	1,520
TOTAL OPERATING SUPPORT	36	364	Working Capital Fund	0
			Investment	0
			Other	0
4.0 TRANSPORTATION COSTS			GRAND TOTAL	1,520
4.1 Airlift	0	0		16,372
4.2 Sealift	0	0		
4.3 Ready Reserve Force/Fast Sealift Ships	0	0		
4.4 Port Handling/Inland Transportation	0	0		
4.5 Other Transportation	0	0		
4.6 Second Destination Transportation	0	0		
TOTAL TRANSPORTATION	0	0		



**DEFENSE CONTRACT AUDIT AGENCY
DEPARTMENT OF DEFENSE
8725 JOHN J. KINGMAN ROAD, SUITE 2135
FORT BELVOIR, VA 22060-5219**

OFFICE OF THE DIRECTOR

October 17, 2006

MEMORANDUM FOR DEFENSE FINANCE AND ACCOUNTING SERVICE

ATTENTION: (b)(6) DFAS

SUBJECT: Affirmation Authority for Contingency Operations and Disaster Relief Cost Reports

I affirm that the September 2006 cost data being submitted by the Defense Contract Audit Agency is a fair representation of our on-going activities related to the Global War on Terror (GWOT), Contingency Operations (ConOps) and Disaster Relief Efforts. Analysis is included to assist in interpretation of the costs presented and the methodologies used to gather data not readily available within our accounting system.

(b)(6)

SUPPLEMENTAL & COST OF WAR EXECUTION REPORT

DCMA TOTALS

REPORT PERIOD - as of September 30, 2006

(Incremental Costs in Thousands of Dollars)

DCMA							
1.0 PERSONNEL COSTS			Monthly	Cumulative	5.0 WORKING CAPITAL FUND SUPPORT COSTS	Monthly	Cumulative
1.1 Military Personnel					5.1 Depot Level Repairables	0	0
1.1.1 Reserve Components Called to Active Duty		0	0		5.2 Depot Maintenance	0	0
1.1.2 Imminent Danger or Hostile Fire Pay		0	0		5.3 Nonflying Hours Spares (War Reserve Stock)	0	0
1.1.3 Family Separation Allowance		0	0		5.4 War Reserve Stock Secondary Items	0	0
1.1.4 Hardship Duty Pay		0	0		5.5 Prepositioning Equipment Replacement (War Reserve Stock)	0	0
1.1.5 Subsistence		0	0		5.6 Prepositioning Munitions Replacement (War Reserve Stock)	0	0
1.1.6 Reserve Component Predeployment Training		0	0		5.7 Battle Damage Repair	0	0
1.1.7 Other Military Personnel (Special Pay)		0	0		TOTAL WORKING CAPITAL FUND SUPPORT	0	0
1.1.8 Active Component Overstrength		0	0		6.0 INVESTMENT COSTS		
Subtotal		0	0		6.1 Procurement		
1.2 Civilian Personnel					6.1.1 Aircraft Procurement	0	0
1.2.1 Civilian Premium Pay		389	3,186		6.1.2 Munition Procurement	0	0
1.2.2 Civilian Temporary Hires		0	0		6.1.3 Vehicle Procurement	0	0
Subtotal		389	3,186		6.1.4 Communication & Electronic Equipment Procurement	0	0
TOTAL PERSONNEL		389	3,186		6.1.5 Other Procurement	0	0
2.0 PERSONNEL SUPPORT COSTS					Subtotal	0	0
2.1 Temporary Duty (TDY)/Additional Duty (TAD)	(112)		1,940		6.2 Research, Development, Test & Evaluation		
2.2 Clothing & Other Equipment & Supplies	0		0		6.2.1 Basic Research	0	0
2.3 Medical Support/Health Services	0		0		6.2.2 Applied Research	0	0
2.4 Reserve Component Activation/Deactivation	0		0		6.2.3 Advanced Technology Development	0	0
2.5 Other Personnel Support	0		0		6.2.4 Advanced Component Development & Prototype	0	0
2.6 Rest & Recreation	0		0		6.2.5 System Development & Demonstration	0	0
TOTAL PERSONNEL SUPPORT	(112)		1,940		6.2.6 Management Support	0	0
3.0 OPERATING SUPPORT COSTS					6.2.7 Operational System Development	0	0
3.1 Training	0		0		Subtotal	0	0
3.2 Operation OPTEMPO (Fuel, Other POL, Parts)	0		0		6.3 Military Construction		
3.3 Other Supplies & Equipment	117		688		6.3.1 Major Construction	0	0
3.4 Facilities/Base Support	41		236		6.3.2 Minor Construction	0	0
3.5.1 Organization Level Maintenance	0		0		6.3.3 Family Housing (Construction)	0	0
3.5.2 Intermediate Level Maintenance	0		0		6.3.4 Family Housing (Operation & Maintenance)	0	0
3.5.3 Depot Level Maintenance	0		0		Subtotal	0	0
3.5.4 Contractor Logistics Support	0		0		TOTAL INVESTMENT	0	0
3.6 C4I	0		0		TOTAL COSTS BY APPROPRIATION	Monthly	Cumulative
3.7 Other Services/Miscellaneous Contracts	0		0		Military Personnel	0	0
TOTAL OPERATING SUPPORT	158		924		Operation & Maintenance	435	6,050
4.0 TRANSPORTATION COSTS					Working Capital Fund	0	0
4.1 Airlift	0		0		Investment	0	0
4.2 Sealift	0		0		Other	0	0
4.3 Ready Reserve Force/Fast Sealift Ships	0		0		GRAND TOTAL	435	6,050
4.4 Port Handling/Inland Transportation	0		0				
4.5 Other Transportation	0		0				
4.6 Second Destination Transportation	0		0				
TOTAL TRANSPORTATION	0		0				



DEFENSE CONTRACT MANAGEMENT AGENCY
6360 WALKER LANE, SUITE 303
ALEXANDRIA, VIRGINIA 22310-3228


October 19, 2006

IN REPLY
REFER TO DCMA-FB

MEMORANDUM FOR DEFENSE FINANCE AND ACCOUNTING SERVICE

SUBJECT: Accuracy of Contingency Operation and Disaster Relief Cost Reports

I affirm the September 2006 cost data being submitted by Defense Contract Management Agency (DCMA) is a fair representation of our ongoing activities related to the Global War on Terror (GWOT), Contingency Operations (ConOps) and Disaster Relief Efforts. Analysis is included to assist in interpretation of the costs presented. All data used is readily available within our accounting system.

(b)(5)


SUPPLEMENTAL & COST OF WAR EXECUTION REPORT

DEFENSE HEALTH TOTALS

REPORT PERIOD - as of September 30, 2006

(Incremental Costs in Thousands of Dollars)

Defense Health				
1.0 PERSONNEL COSTS		Monthly	Cumulative	
1.1 Military Personnel				
1.1.1 Reserve Components Called to Active Duty		0	0	
1.1.2 Imminent Danger or Hostile Fire Pay		0	0	
1.1.3 Family Separation Allowance		0	0	
1.1.4 Hardship Duty Pay		0	0	
1.1.5 Subsistence		0	0	
1.1.6 Reserve Component Predeployment Training		0	0	
1.1.7 Other Military Personnel (Special Pay)		0	0	
1.1.8 Active Component Overstrength		0	0	
Subtotal		0	0	
1.2 Civilian Personnel				
1.2.1 Civilian Premium Pay		0	0	
1.2.2 Civilian Temporary Hires		0	0	
Subtotal		0	0	
TOTAL PERSONNEL		0	0	
2.0 PERSONNEL SUPPORT COSTS				
2.1 Temporary Duty (TDY)/Additional Duty (TAD)		102	1,469	
2.2 Clothing & Other Equipment & Supplies		0	0	
2.3 Medical Support/Health Services		145,661	1,050,731	
2.4 Reserve Component Activation/Deactivation		0	0	
2.5 Other Personnel Support		0	0	
2.6 Rest & Recreation		0	0	
TOTAL PERSONNEL SUPPORT		145,763	1,052,200	
3.0 OPERATING SUPPORT COSTS				
3.1 Training		2,219	11,313	
3.2 Operation OPTEMPO (Fuel, Other POL, Parts)		0	0	
3.3 Other Supplies & Equipment		205	2,842	
3.4 Facilities/Base Support		591	13,735	
3.5.1 Organization Level Maintenance		0	0	
3.5.2 Intermediate Level Maintenance		0	0	
3.5.3 Depot Level Maintenance		0	0	
3.5.4 Contractor Logistics Support		0	0	
3.6 C4I		0	0	
3.7 Other Services/Miscellaneous Contracts		967	9,716	
TOTAL OPERATING SUPPORT		3,982	37,606	
4.0 TRANSPORTATION COSTS				
4.1 Airlift		0	0	
4.2 Sealift		0	0	
4.3 Ready Reserve Force/Fast Sealift Ships		0	0	
4.4 Port Handling/Inland Transportation		0	0	
4.5 Other Transportation		10	23	
4.6 Second Destination Transportation		0	0	
TOTAL TRANSPORTATION		10	23	
5.0 WORKING CAPITAL FUND SUPPORT COSTS				Monthly Cumulative
5.1 Depot Level Repairables				0 0
5.2 Depot Maintenance				0 0
5.3 Nonflying Hours Spares (War Reserve Stock)				0 0
5.4 War Reserve Stock Secondary Items				0 0
5.5 Prepositioning Equipment Replacement (War Reserve Stock)				0 0
5.6 Prepositioning Munitions Replacement (War Reserve Stock)				0 0
5.7 Battle Damage Repair				0 0
TOTAL WORKING CAPITAL FUND SUPPORT				0 0
6.0 INVESTMENT COSTS				
6.1 Procurement				
6.1.1 Aircraft Procurement				0 0
6.1.2 Munition Procurement				0 0
6.1.3 Vehicle Procurement				0 0
6.1.4 Communication & Electronic Equipment Procurement				0 0
6.1.5 Other Procurement				0 0
Subtotal				0 0
6.2 Research, Development, Test & Evaluation				
6.2.1 Basic Research				0 0
6.2.2 Applied Research				0 0
6.2.3 Advanced Technology Development				0 0
6.2.4 Advanced Component Development & Prototype				0 0
6.2.5 System Development & Demonstration				0 0
6.2.6 Management Support				0 0
6.2.7 Operational System Development				0 0
Subtotal				0 0
6.3 Military Construction				
6.3.1 Major Construction				0 0
6.3.2 Minor Construction				0 0
6.3.3 Family Housing (Construction)				0 0
6.3.4 Family Housing (Operation & Maintenance)				0 0
Subtotal				0 0
TOTAL INVESTMENT				0 0
TOTAL COSTS BY APPROPRIATION				Monthly Cumulative
Military Personnel				0 0
Operation & Maintenance				149,755 1,089,829
Working Capital Fund				0 0
Investment				0 0
Other				0 0
GRAND TOTAL				149,755 1,089,829



HEALTH AFFAIRS

OFFICE OF THE ASSISTANT SECRETARY OF DEFENSE
WASHINGTON, DC 20301-1200


OCT 25 2006

**MEMORANDUM FOR DIRECTOR, DEFENSE FINANCE AND ACCOUNTING
SERVICE**

**SUBJECT: Contingency Operations and Disaster Relief Cost Reports for September
2006**

I affirm the September 2006 cost data being submitted by the Defense Health Program is a fair representation of our on-going activities related to the Global War on Terror (GWOT), Contingency Operations (ConOps), and Disaster Relief Efforts.

Please refer any questions to William Curley at (703) 681-3518, extension 4019.



SUPPLEMENTAL & COST OF WAR EXECUTION REPORT

DIA TOTALS

REPORT PERIOD - as of September 30, 2006

(Incremental Costs in Thousands of Dollars)

DIA					
1.0 PERSONNEL COSTS	Monthly	Cumulative	5.0 WORKING CAPITAL FUND SUPPORT COSTS	Monthly	Cumulative
1.1 Military Personnel			5.1 Depot Level Repairables	0	0
1.1.1 Reserve Components Called to Active Duty	0	0	5.2 Depot Maintenance	0	0
1.1.2 Imminent Danger or Hostile Fire Pay	0	0	5.3 Nonflying Hours Spares (War Reserve Stock)	0	0
1.1.3 Family Separation Allowance	0	0	5.4 War Reserve Stock Secondary Items	0	0
1.1.4 Hardship Duty Pay	0	0	5.5 Prepositioning Equipment Replacement (War Reserve Stock)	0	0
1.1.5 Subsistence	0	0	5.6 Prepositioning Munitions Replacement (War Reserve Stock)	0	0
1.1.6 Reserve Component Predeployment Training	0	0	5.7 Battle Damage Repair	0	0
1.1.7 Other Military Personnel (Special Pay)	0	0	TOTAL WORKING CAPITAL FUND SUPPORT	0	0
1.1.8 Active Component Overstrength	0	0	6.0 INVESTMENT COSTS		
Subtotal	0	0	6.1 Procurement		
1.2 Civilian Personnel			6.1.1 Aircraft Procurement	0	0
1.2.1 Civilian Premium Pay	0	0	6.1.2 Munition Procurement	0	0
1.2.2 Civilian Temporary Hires	0	0	6.1.3 Vehicle Procurement	0	0
Subtotal	0	0	6.1.4 Communication & Electronic Equipment Procurement	0	0
TOTAL PERSONNEL	0	0	6.1.5 Other Procurement	0	0
2.0 PERSONNEL SUPPORT COSTS			Subtotal	0	0
2.1 Temporary Duty (TDY)/Additional Duty (TAD)	0	0	6.2 Research, Development, Test & Evaluation		
2.2 Clothing & Other Equipment & Supplies	0	0	6.2.1 Basic Research	0	0
2.3 Medical Support/Health Services	0	0	6.2.2 Applied Research	0	0
2.4 Reserve Component Activation/Deactivation	0	0	6.2.3 Advanced Technology Development	0	0
2.5 Other Personnel Support	0	0	6.2.4 Advanced Component Development & Prototype	0	0
2.6 Rest & Recreation	0	0	6.2.5 System Development & Demonstration	0	0
TOTAL PERSONNEL SUPPORT	0	0	6.2.6 Management Support	0	0
3.0 OPERATING SUPPORT COSTS			6.2.7 Operational System Development	0	0
3.1 Training	0	0	Subtotal	0	0
3.2 Operation OPTEMPO (Fuel, Other POL, Parts)	0	0	6.3 Military Construction		
3.3 Other Supplies & Equipment	0	0	6.3.1 Major Construction	0	0
3.4 Facilities/Base Support	0	0	6.3.2 Minor Construction	0	0
3.5.1 Organization Level Maintenance	0	0	6.3.3 Family Housing (Construction)	0	0
3.5.2 Intermediate Level Maintenance	0	0	6.3.4 Family Housing (Operation & Maintenance)	0	0
3.5.3 Depot Level Maintenance	0	0	Subtotal	0	0
3.5.4 Contractor Logistics Support	0	0	TOTAL INVESTMENT	0	0
3.6 C4I	14,613	25,063	TOTAL COSTS BY APPROPRIATION	Monthly	Cumulative
3.7 Other Services/Miscellaneous Contracts	0	0	Military Personnel	0	0
TOTAL OPERATING SUPPORT	14,613	25,063	Operation & Maintenance	14,613	25,063
4.0 TRANSPORTATION COSTS			Working Capital Fund	0	0
4.1 Airlift	0	0	Investment	0	0
4.2 Sealift	0	0	Other	0	0
4.3 Ready Reserve Force/Fast Sealift Ships	0	0	GRAND TOTAL	14,613	25,063
4.4 Port Handling/Inland Transportation	0	0			
4.5 Other Transportation	0	0			
4.6 Second Destination Transportation	0	0			
TOTAL TRANSPORTATION	0	0			




DEFENSE INTELLIGENCE AGENCY

WASHINGTON, D.C. 20340



17 October 2006

I affirm the September 2006 cost data being submitted by the Defense Intelligence Agency is a fair representation of our on-going activities related to the Global War on Terror (GWOT), Contingency Operations (ConOps) and Disaster Relief Efforts. Analysis is included to assist in interpretation of the costs presented and the methodologies used to gather data not readily available within our accounting systems.



SUPPLEMENTAL & COST OF WAR EXECUTION REPORT

DISA TOTALS

REPORT PERIOD - as of September 30, 2006

(Incremental Costs in Thousands of Dollars)

DISA									
			Monthly	Cumulative					
1.0 PERSONNEL COSTS					5.0 WORKING CAPITAL FUND SUPPORT COSTS			Monthly	Cumulative
1.1 Military Personnel					5.1 Depot Level Repairables		0		0
1.1.1 Reserve Components Called to Active Duty		0	0		5.2 Depot Maintenance		0		0
1.1.2 Imminent Danger or Hostile Fire Pay		0	0		5.3 Nonflying Hours Spares (War Reserve Stock)		0		0
1.1.3 Family Separation Allowance		0	0		5.4 War Reserve Stock Secondary Items		0		0
1.1.4 Hardship Duty Pay		0	0		5.5 Prepositioning Equipment Replacement (War Reserve Stock)		0		0
1.1.5 Subsistence		0	0		5.6 Prepositioning Munitions Replacement (War Reserve Stock)		0		0
1.1.6 Reserve Component Predeployment Training		0	0		5.7 Battle Damage Repair		0		0
1.1.7 Other Military Personnel (Special Pay)		0	0		TOTAL WORKING CAPITAL FUND SUPPORT		0		0
1.1.8 Active Component Overstrength		0	0						
Subtotal		0	0		6.0 INVESTMENT COSTS				
1.2 Civilian Personnel					6.1 Procurement				
1.2.1 Civilian Premium Pay		0	0		6.1.1 Aircraft Procurement		0		0
1.2.2 Civilian Temporary Hires		0	0		6.1.2 Munition Procurement		0		0
Subtotal		0	0		6.1.3 Vehicle Procurement		0		0
TOTAL PERSONNEL		0	0		6.1.4 Communication & Electronic Equipment Procurement		0		2,420
					6.1.5 Other Procurement		0		0
2.0 PERSONNEL SUPPORT COSTS					Subtotal		0		2,420
2.1 Temporary Duty (TDY)/Additional Duty (TAD)		7	4,647		6.2 Research, Development, Test & Evaluation				
2.2 Clothing & Other Equipment & Supplies		0	0		6.2.1 Basic Research		0		0
2.3 Medical Support/Health Services		0	0		6.2.2 Applied Research		0		0
2.4 Reserve Component Activation/Deactivation		0	0		6.2.3 Advanced Technology Development		0		0
2.5 Other Personnel Support		0	0		6.2.4 Advanced Component Development & Prototype		0		0
2.6 Rest & Recreation		0	0		6.2.5 System Development & Demonstration		0		0
TOTAL PERSONNEL SUPPORT		7	4,647		6.2.6 Management Support		0		0
					6.2.7 Operational System Development		0		0
3.0 OPERATING SUPPORT COSTS					Subtotal		0		0
3.1 Training		0	0		6.3 Military Construction				
3.2 Operation OPTEMPO (Fuel, Other POL, Parts)		0	0		6.3.1 Major Construction		0		0
3.3 Other Supplies & Equipment		0	0		6.3.2 Minor Construction		0		0
3.4 Facilities/Base Support		0	0		6.3.3 Family Housing (Construction)		0		0
3.5.1 Organization Level Maintenance		0	0		6.3.4 Family Housing (Operation & Maintenance)		0		0
3.5.2 Intermediate Level Maintenance		0	0		Subtotal		0		0
3.5.3 Depot Level Maintenance		0	0		TOTAL INVESTMENT		0		2,420
3.5.4 Contractor Logistics Support		0	0						
3.6 C4I		15,903	112,378		TOTAL COSTS BY APPROPRIATION			Monthly	Cumulative
3.7 Other Services/Miscellaneous Contracts		0	0		Military Personnel		0		0
TOTAL OPERATING SUPPORT		15,903	112,378		Operation & Maintenance		15,910		117,025
					Working Capital Fund		0		0
4.0 TRANSPORTATION COSTS					Investment		0		2,420
4.1 Airlift		0	0		Other		0		0
4.2 Sealift		0	0		GRAND TOTAL		15,910		119,445
4.3 Ready Reserve Force/Fast Sealift Ships		0	0						
4.4 Port Handling/Inland Transportation		0	0						
4.5 Other Transportation		0	0						
4.6 Second Destination Transportation		0	0						
TOTAL TRANSPORTATION		0	0						



DEFENSE INFORMATION SYSTEMS AGENCY
P. O. Box 4908
ARLINGTON, VIRGINIA 22204-4902


MEMO, Chief Financial Executive/Comptroller (CFE)

Oct 25 2006

MEMORANDUM FOR DEFENSE FINANCE AND ACCOUNTING SERVICE

SUBJECT: Accuracy of Contingency Operation and Disaster Relief Cost Report

I affirm the September 2006 cost data being submitted by the Defense Information System Agency is a fair representation of our on-going activities related to the Global War on Terror, Contingency Operations and Disaster Relief efforts. Analysis is included to assist in interpretation of the costs presented and the methodologies used to gather data not readily available within our accounting systems.



- 7 Enclosures:
- 1 OIF Rpt FY06, Sep 06
- 2 OEF Rpt FY06, Sep 06
- 3 ConOps Rpt/KFOR FY06, Sep 06
- 4 OIF Rpt FY05, Sep 06
- 5 OEF Rpt FY 05, Sep 06
- 6 OIF Rpt FY04, Sep 06
- 7 OEF Rpt FY04, Sep 06

SUPPLEMENTAL & COST OF WAR EXECUTION REPORT

DLA TOTALS

REPORT PERIOD - as of September 30, 2006

(Incremental Costs in Thousands of Dollars)

DLA					
1.0 PERSONNEL COSTS	Monthly	Cumulative	5.0 WORKING CAPITAL FUND SUPPORT COSTS	Monthly	Cumulative
1.1 Military Personnel			5.1 Depot Level Repairables	0	0
1.1.1 Reserve Components Called to Active Duty	0	0	5.2 Depot Maintenance	0	0
1.1.2 Imminent Danger or Hostile Fire Pay	0	0	5.3 Nonflying Hours Spares (War Reserve Stock)	0	0
1.1.3 Family Separation Allowance	0	0	5.4 War Reserve Stock Secondary Items	0	0
1.1.4 Hardship Duty Pay	0	0	5.5 Prepositioning Equipment Replacement (War Reserve Stock)	0	0
1.1.5 Subsistence	0	0	5.6 Prepositioning Munitions Replacement (War Reserve Stock)	0	0
1.1.6 Reserve Component Predeployment Training	0	0	5.7 Battle Damage Repair	0	0
1.1.7 Other Military Personnel (Special Pay)	0	0	TOTAL WORKING CAPITAL FUND SUPPORT	0	0
1.1.8 Active Component Overstrength	0	0	6.0 INVESTMENT COSTS		
Subtotal	0	0	6.1 Procurement		
1.2 Civilian Personnel			6.1.1 Aircraft Procurement	0	0
1.2.1 Civilian Premium Pay	90	1,385	6.1.2 Munition Procurement	0	0
1.2.2 Civilian Temporary Hires	108	1,723	6.1.3 Vehicle Procurement	0	0
Subtotal	198	3,108	6.1.4 Communication & Electronic Equipment Procurement	0	0
TOTAL PERSONNEL	198	3,108	6.1.5 Other Procurement	0	0
2.0 PERSONNEL SUPPORT COSTS			Subtotal	0	0
2.1 Temporary Duty (TDY)/Additional Duty (TAD)	415	2,451	6.2 Research, Development, Test & Evaluation		
2.2 Clothing & Other Equipment & Supplies	26	107	6.2.1 Basic Research	0	0
2.3 Medical Support/Health Services	0	0	6.2.2 Applied Research	0	0
2.4 Reserve Component Activation/Deactivation	0	0	6.2.3 Advanced Technology Development	0	0
2.5 Other Personnel Support	0	0	6.2.4 Advanced Component Development & Prototype	0	0
2.6 Rest & Recreation	0	0	6.2.5 System Development & Demonstration	0	0
TOTAL PERSONNEL SUPPORT	441	2,558	6.2.6 Management Support	0	0
3.0 OPERATING SUPPORT COSTS			6.2.7 Operational System Development	0	0
3.1 Training	294	444	Subtotal	0	0
3.2 Operation OPTEMPO (Fuel, Other POL, Parts)	244,965	2,649,650	6.3 Military Construction		
3.3 Other Supplies & Equipment	3	50	6.3.1 Major Construction	0	0
3.4 Facilities/Base Support	81	26,066	6.3.2 Minor Construction	0	0
3.5.1 Organization Level Maintenance	99	99	6.3.3 Family Housing (Construction)	0	0
3.5.2 Intermediate Level Maintenance	0	0	6.3.4 Family Housing (Operation & Maintenance)	0	0
3.5.3 Depot Level Maintenance	0	0	Subtotal	0	0
3.5.4 Contractor Logistics Support	2,600	10,300	TOTAL INVESTMENT	0	0
3.6 C4I	6	12	TOTAL COSTS BY APPROPRIATION	Monthly	Cumulative
3.7 Other Services/Miscellaneous Contracts	67	2,428	Military Personnel	0	0
TOTAL OPERATING SUPPORT	248,115	2,689,049	Operation & Maintenance	274,346	2,845,553
4.0 TRANSPORTATION COSTS			Working Capital Fund	0	0
4.1 Airlift	378	35,161	Investment	0	0
4.2 Sealift	0	0	Other	0	0
4.3 Ready Reserve Force/Fast Sealift Ships	0	0	GRAND TOTAL	274,346	2,845,553
4.4 Port Handling/Inland Transportation	107	107			
4.5 Other Transportation	25,107	115,570			
4.6 Second Destination Transportation	0	0			
TOTAL TRANSPORTATION	25,592	150,838			

SUPPLEMENTAL & COST OF WAR EXECUTION REPORT

DLSA TOTALS

REPORT PERIOD - as of September 30, 2006

(Incremental Costs in Thousands of Dollars)


DLSA									
1.0 PERSONNEL COSTS			Monthly	Cumulative	5.0 WORKING CAPITAL FUND SUPPORT COSTS			Monthly	Cumulative
1.1 Military Personnel					5.1 Depot Level Repairables			0	0
1.1.1 Reserve Components Called to Active Duty	0	0			5.2 Depot Maintenance			0	0
1.1.2 Imminent Danger or Hostile Fire Pay	0	0			5.3 Nonflying Hours Spares (War Reserve Stock)			0	0
1.1.3 Family Separation Allowance	0	0			5.4 War Reserve Stock Secondary Items			0	0
1.1.4 Hardship Duty Pay	0	0			5.5 Prepositioning Equipment Replacement (War Reserve Stock)			0	0
1.1.5 Subsistence	0	0			5.6 Prepositioning Munitions Replacement (War Reserve Stock)			0	0
1.1.6 Reserve Component Predeployment Training	0	0			5.7 Battle Damage Repair			0	0
1.1.7 Other Military Personnel (Special Pay)	0	0			TOTAL WORKING CAPITAL FUND SUPPORT			0	0
1.1.8 Active Component Overstrength	0	0			6.0 INVESTMENT COSTS				
Subtotal	0	0			6.1 Procurement				
1.2 Civilian Personnel					6.1.1 Aircraft Procurement			0	0
1.2.1 Civilian Premium Pay	200	2,346			6.1.2 Munition Procurement			0	0
1.2.2 Civilian Temporary Hires	0	0			6.1.3 Vehicle Procurement			0	0
Subtotal	200	2,346			6.1.4 Communication & Electronic Equipment Procurement			0	0
TOTAL PERSONNEL	200	2,346			6.1.5 Other Procurement			0	0
2.0 PERSONNEL SUPPORT COSTS					Subtotal			0	0
2.1 Temporary Duty (TDY)/Additional Duty (TAD)	50	1,143			6.2 Research, Development, Test & Evaluation				
2.2 Clothing & Other Equipment & Supplies	0	0			6.2.1 Basic Research			0	0
2.3 Medical Support/Health Services	0	0			6.2.2 Applied Research			0	0
2.4 Reserve Component Activation/Deactivation	0	0			6.2.3 Advanced Technology Development			0	0
2.5 Other Personnel Support	729	5,469			6.2.4 Advanced Component Development & Prototype			0	0
2.6 Rest & Recreation	0	0			6.2.5 System Development & Demonstration			0	0
TOTAL PERSONNEL SUPPORT	779	6,612			6.2.6 Management Support			0	0
3.0 OPERATING SUPPORT COSTS					6.2.7 Operational System Development			0	0
3.1 Training	0	0			Subtotal			0	0
3.2 Operation OPTEMPO (Fuel, Other POL, Parts)	0	0			6.3 Military Construction				
3.3 Other Supplies & Equipment	277	681			6.3.1 Major Construction			0	0
3.4 Facilities/Base Support	0	0			6.3.2 Minor Construction			0	0
3.5.1 Organization Level Maintenance	0	0			6.3.3 Family Housing (Construction)			0	0
3.5.2 Intermediate Level Maintenance	0	0			6.3.4 Family Housing (Operation & Maintenance)			0	0
3.5.3 Depot Level Maintenance	0	0			Subtotal			0	0
3.5.4 Contractor Logistics Support	0	0			TOTAL INVESTMENT			0	0
3.6 C4I	0	0			TOTAL COSTS BY APPROPRIATION			Monthly	Cumulative
3.7 Other Services/Miscellaneous Contracts	0	0			Military Personnel			0	0
TOTAL OPERATING SUPPORT	277	681			Operation & Maintenance			1,256	9,639
4.0 TRANSPORTATION COSTS					Working Capital Fund			0	0
4.1 Airlift	0	0			Investment			0	0
4.2 Sealift	0	0			Other			0	0
4.3 Ready Reserve Force/Fast Sealift Ships	0	0			GRAND TOTAL			1,256	9,639
4.4 Port Handling/Inland Transportation	0	0							
4.5 Other Transportation	0	0							
4.6 Second Destination Transportation	0	0							
TOTAL TRANSPORTATION	0	0							

October 12, 2006

SUBJECT: Affirmation Authority for Contingency Operation and Disaster Relief Cost Reports

I affirm the September 2006 cost data being submitted by Defense Legal Services Agency is a fair representation of our on-going activities related to the Global War on Terror (GWOT), Contingency Operations (ConOps) and Disaster Relief Efforts. Analysis is included to assist in interpretation of the costs presented and the methodologies used to gather data not readily available within our accounting systems.

(b)(6)

A large rectangular area of the document is redacted with a dark, textured pattern. The text "(b)(6)" is visible in the top-left corner of this redacted area.

SUPPLEMENTAL & COST OF WAR EXECUTION REPORT

DoDEA TOTALS

REPORT PERIOD - as of September 30, 2006

(Incremental Costs in Thousands of Dollars)

DoDEA					
1.0 PERSONNEL COSTS	Monthly	Cumulative	5.0 WORKING CAPITAL FUND SUPPORT COSTS	Monthly	Cumulative
1.1 Military Personnel			5.1 Depot Level Repairables	0	0
1.1.1 Reserve Components Called to Active Duty	0	0	5.2 Depot Maintenance	0	0
1.1.2 Imminent Danger or Hostile Fire Pay	0	0	5.3 Nonflying Hours Spares (War Reserve Stock)	0	0
1.1.3 Family Separation Allowance	0	0	5.4 War Reserve Stock Secondary Items	0	0
1.1.4 Hardship Duty Pay	0	0	5.5 Prepositioning Equipment Replacement (War Reserve Stock)	0	0
1.1.5 Subsistence	0	0	5.6 Prepositioning Munitions Replacement (War Reserve Stock)	0	0
1.1.6 Reserve Component Predeployment Training	0	0	5.7 Battle Damage Repair	0	0
1.1.7 Other Military Personnel (Special Pay)	0	0	TOTAL WORKING CAPITAL FUND SUPPORT	0	0
1.1.8 Active Component Overstrength	0	0	6.0 INVESTMENT COSTS		
Subtotal	0	0	6.1 Procurement		
1.2 Civilian Personnel			6.1.1 Aircraft Procurement	0	0
1.2.1 Civilian Premium Pay	0	0	6.1.2 Munition Procurement	0	0
1.2.2 Civilian Temporary Hires	0	0	6.1.3 Vehicle Procurement	0	0
Subtotal	0	0	6.1.4 Communication & Electronic Equipment Procurement	0	0
TOTAL PERSONNEL	0	0	6.1.5 Other Procurement	0	0
2.0 PERSONNEL SUPPORT COSTS			Subtotal	0	0
2.1 Temporary Duty (TDY)/Additional Duty (TAD)	0	0	6.2 Research, Development, Test & Evaluation		
2.2 Clothing & Other Equipment & Supplies	0	0	6.2.1 Basic Research	0	0
2.3 Medical Support/Health Services	0	0	6.2.2 Applied Research	0	0
2.4 Reserve Component Activation/Deactivation	0	0	6.2.3 Advanced Technology Development	0	0
2.5 Other Personnel Support	31,538	142,999	6.2.4 Advanced Component Development & Prototype	0	0
2.6 Rest & Recreation	0	0	6.2.5 System Development & Demonstration	0	0
TOTAL PERSONNEL SUPPORT	31,538	142,999	6.2.6 Management Support	0	0
3.0 OPERATING SUPPORT COSTS			6.2.7 Operational System Development	0	0
3.1 Training	0	0	Subtotal	0	0
3.2 Operation OPTEMPO (Fuel, Other POL, Parts)	0	0	6.3 Military Construction		
3.3 Other Supplies & Equipment	0	0	6.3.1 Major Construction	0	0
3.4 Facilities/Base Support	0	0	6.3.2 Minor Construction	0	0
3.5.1 Organization Level Maintenance	0	0	6.3.3 Family Housing (Construction)	0	0
3.5.2 Intermediate Level Maintenance	0	0	6.3.4 Family Housing (Operation & Maintenance)	0	0
3.5.3 Depot Level Maintenance	0	0	Subtotal	0	0
3.5.4 Contractor Logistics Support	0	0	TOTAL INVESTMENT	0	0
3.6 C4I	0	0	TOTAL COSTS BY APPROPRIATION	Monthly	Cumulative
3.7 Other Services/Miscellaneous Contracts	0	0	Military Personnel	0	0
TOTAL OPERATING SUPPORT	0	0	Operation & Maintenance	31,538	142,999
4.0 TRANSPORTATION COSTS			Working Capital Fund	0	0
4.1 Airlift	0	0	Investment	0	0
4.2 Sealift	0	0	Other	0	0
4.3 Ready Reserve Force/Fast Sealift Ships	0	0	GRAND TOTAL	31,538	142,999
4.4 Port Handling/Inland Transportation	0	0			
4.5 Other Transportation	0	0			
4.6 Second Destination Transportation	0	0			
TOTAL TRANSPORTATION	0	0			

SUPPLEMENTAL & COST OF WAR EXECUTION REPORT

DoDIG TOTALS


REPORT PERIOD - as of September 30, 2006

(Incremental Costs in Thousands of Dollars)

DoDIG					
1.0 PERSONNEL COSTS	Monthly	Cumulative	5.0 WORKING CAPITAL FUND SUPPORT COSTS	Monthly	Cumulative
1.1 Military Personnel			5.1 Depot Level Repairables	0	0
1.1.1 Reserve Components Called to Active Duty	0	0	5.2 Depot Maintenance	0	0
1.1.2 Imminent Danger or Hostile Fire Pay	0	0	5.3 Nonflying Hours Spares (War Reserve Stock)	0	0
1.1.3 Family Separation Allowance	0	0	5.4 War Reserve Stock Secondary Items	0	0
1.1.4 Hardship Duty Pay	0	0	5.5 Prepositioning Equipment Replacement (War Reserve Stock)	0	0
1.1.5 Subsistence	0	0	5.6 Prepositioning Munitions Replacement (War Reserve Stock)	0	0
1.1.6 Reserve Component Predeployment Training	0	0	5.7 Battle Damage Repair	0	0
1.1.7 Other Military Personnel (Special Pay)	0	0	TOTAL WORKING CAPITAL FUND SUPPORT	0	0
1.1.8 Active Component Overstrength	0	0			
Subtotal	0	0	6.0 INVESTMENT COSTS		
1.2 Civilian Personnel			6.1 Procurement		
1.2.1 Civilian Premium Pay	14	207	6.1.1 Aircraft Procurement	0	0
1.2.2 Civilian Temporary Hires	40	272	6.1.2 Munition Procurement	0	0
Subtotal	54	479	6.1.3 Vehicle Procurement	0	0
TOTAL PERSONNEL	54	479	6.1.4 Communication & Electronic Equipment Procurement	0	0
2.0 PERSONNEL SUPPORT COSTS			6.1.5 Other Procurement	0	0
2.1 Temporary Duty (TDY)/Additional Duty (TAD)	170	560	Subtotal	0	0
2.2 Clothing & Other Equipment & Supplies	0	5	6.2 Research, Development, Test & Evaluation		
2.3 Medical Support/Health Services	0	0	6.2.1 Basic Research	0	0
2.4 Reserve Component Activation/Deactivation	0	0	6.2.2 Applied Research	0	0
2.5 Other Personnel Support	0	0	6.2.3 Advanced Technology Development	0	0
2.6 Rest & Recreation	0	0	6.2.4 Advanced Component Development & Prototype	0	0
TOTAL PERSONNEL SUPPORT	170	565	6.2.5 System Development & Demonstration	0	0
3.0 OPERATING SUPPORT COSTS			6.2.6 Management Support	0	0
3.1 Training	0	0	6.2.7 Operational System Development	0	0
3.2 Operation OPTEMPO (Fuel, Other POL, Parts)	0	0	Subtotal	0	0
3.3 Other Supplies & Equipment	0	34	6.3 Military Construction		
3.4 Facilities/Base Support	0	0	6.3.1 Major Construction	0	0
3.5.1 Organization Level Maintenance	0	0	6.3.2 Minor Construction	0	0
3.5.2 Intermediate Level Maintenance	0	0	6.3.3 Family Housing (Construction)	0	0
3.5.3 Depot Level Maintenance	0	0	6.3.4 Family Housing (Operation & Maintenance)	0	0
3.5.4 Contractor Logistics Support	0	0	Subtotal	0	0
3.6 C4I	1	107	TOTAL INVESTMENT	0	0
3.7 Other Services/Miscellaneous Contracts	20	25	TOTAL COSTS BY APPROPRIATION	Monthly	Cumulative
TOTAL OPERATING SUPPORT	21	166	Military Personnel	0	0
4.0 TRANSPORTATION COSTS			Operation & Maintenance	245	1,210
4.1 Airlift	0	0	Working Capital Fund	0	0
4.2 Sealift	0	0	Investment	0	0
4.3 Ready Reserve Force/Fast Sealift Ships	0	0	Other	0	0
4.4 Port Handling/Inland Transportation	0	0	GRAND TOTAL	245	1,210
4.5 Other Transportation	0	0			
4.6 Second Destination Transportation	0	0			
TOTAL TRANSPORTATION	0	0			

16 October 2006

I affirm the September 2006 cost data being submitted by OIG is a fair representation of our on-going activities related to the Global War on Terror (GWOT), Contingency Operations (ConOps) and Disaster Relief Efforts. Analysis is included to assist in interpretation of costs presented and the methodologies used to gather data not readily available within our accounting systems.



SUPPLEMENTAL & COST OF WAR EXECUTION REPORT

DSCA TOTALS

REPORT PERIOD - as of September 30, 2006

(Incremental Costs in Thousands of Dollars)

DSCA					
1.0 PERSONNEL COSTS	Monthly	Cumulative	5.0 WORKING CAPITAL FUND SUPPORT COSTS	Monthly	Cumulative
1.1 Military Personnel			5.1 Depot Level Repairables	0	0
1.1.1 Reserve Components Called to Active Duty	0	0	5.2 Depot Maintenance	0	0
1.1.2 Imminent Danger or Hostile Fire Pay	0	0	5.3 Nonflying Hours Spares (War Reserve Stock)	0	0
1.1.3 Family Separation Allowance	0	0	5.4 War Reserve Stock Secondary Items	0	0
1.1.4 Hardship Duty Pay	0	0	5.5 Prepositioning Equipment Replacement (War Reserve Stock)	0	0
1.1.5 Subsistence	0	0	5.6 Prepositioning Munitions Replacement (War Reserve Stock)	0	0
1.1.6 Reserve Component Predeployment Training	0	0	5.7 Battle Damage Repair	0	0
1.1.7 Other Military Personnel (Special Pay)	0	0	TOTAL WORKING CAPITAL FUND SUPPORT	0	0
1.1.8 Active Component Overstrength	0	0	6.0 INVESTMENT COSTS		
Subtotal	0	0	6.1 Procurement		
1.2 Civilian Personnel			6.1.1 Aircraft Procurement	0	0
1.2.1 Civilian Premium Pay	0	0	6.1.2 Munition Procurement	0	0
1.2.2 Civilian Temporary Hires	0	0	6.1.3 Vehicle Procurement	0	0
Subtotal	0	0	6.1.4 Communication & Electronic Equipment Procurement	0	0
TOTAL PERSONNEL	0	0	6.1.5 Other Procurement	0	0
2.0 PERSONNEL SUPPORT COSTS			Subtotal	0	0
2.1 Temporary Duty (TDY)/Additional Duty (TAD)	0	0	6.2 Research, Development, Test & Evaluation		
2.2 Clothing & Other Equipment & Supplies	0	0	6.2.1 Basic Research	0	0
2.3 Medical Support/Health Services	0	0	6.2.2 Applied Research	0	0
2.4 Reserve Component Activation/Deactivation	0	0	6.2.3 Advanced Technology Development	0	0
2.5 Other Personnel Support	0	0	6.2.4 Advanced Component Development & Prototype	0	0
2.6 Rest & Recreation	0	0	6.2.5 System Development & Demonstration	0	0
TOTAL PERSONNEL SUPPORT	0	0	6.2.6 Management Support	0	0
3.0 OPERATING SUPPORT COSTS			6.2.7 Operational System Development	0	0
3.1 Training	0	0	Subtotal	0	0
3.2 Operation OPTEMPO (Fuel, Other POL, Parts)	0	0	6.3 Military Construction		
3.3 Other Supplies & Equipment	0	0	6.3.1 Major Construction	0	0
3.4 Facilities/Base Support	0	0	6.3.2 Minor Construction	0	0
3.5.1 Organization Level Maintenance	0	0	6.3.3 Family Housing (Construction)	0	0
3.5.2 Intermediate Level Maintenance	0	0	6.3.4 Family Housing (Operation & Maintenance)	0	0
3.5.3 Depot Level Maintenance	0	0	Subtotal	0	0
3.5.4 Contractor Logistics Support	0	0	TOTAL INVESTMENT	0	0
3.6 C4I	0	0	TOTAL COSTS BY APPROPRIATION	Monthly	Cumulative
3.7 Other Services/Miscellaneous Contracts	0	0	Military Personnel	0	0
TOTAL OPERATING SUPPORT	0	0	Operation & Maintenance	65,847	65,847
4.0 TRANSPORTATION COSTS			Working Capital Fund	0	0
4.1 Airlift	0	0	Investment	0	0
4.2 Sealift	0	0	Other	(29,817)	868,879
4.3 Ready Reserve Force/Fast Sealift Ships	0	0	GRAND TOTAL	36,030	934,726
4.4 Port Handling/Inland Transportation	0	0			
4.5 Other Transportation	65,847	65,847			
4.6 Second Destination Transportation	0	0			
TOTAL TRANSPORTATION	65,847	65,847			

**SUPPLEMENTAL & COST OF WAR EXECUTION REPORT - FY 2005 COALITION SUPPORT FUND
(SECOND YEAR EXECUTION)
OPERATION - Enduring Freedom**

REPORT PERIOD - as of September 30, 2006

(Incremental Costs in Thousands of Dollars)

DSCA Subsidiary Report

7.0 <u>OTHER SUPPORT COSTS</u>	Monthly	Cumulative
COALITION SUPPORT		
7.1 <u>Coalition Support</u>		
Pakistan	0	595,765
Jordan	0	7,240
Subtotal	0	603,005
7.2 <u>Lift & Sustain</u>		
7.2.1 Transportation Support	0	0
7.2.2 Logistic Support	0	0
7.2.3 Other Support	0	0
Subtotal	0	0
ASFF/ISFF		
7.3 <u>Train & Equip</u>		
7.3.1 Defense Forces Sustainment	0	0
7.3.2 Defense Forces Infrastructure	0	0
7.3.3 Defense Forces Equipment/Transportation	0	0
7.3.4 Defense Forces Training & Operations	0	0
7.3.5 Interior Forces Sustainment	0	0
7.3.6 Interior Forces Infrastructure	0	0
7.3.7 Interior Forces Equipment/Transportation	0	0
7.3.8 Interior Forces Training & Operations	0	0
7.3.9 Quick Response Funding	0	0
7.3.10 Other Support	0	0
Subtotal	0	0
CERP		
7.4 <u>Commander's Emergency Response Program</u>		
Subtotal	0	0
TOTAL OTHER SUPPORT	0	603,005

**SUPPLEMENTAL & COST OF WAR EXECUTION REPORT - FY 2005 COALITION SUPPORT FUND
(SECOND YEAR EXECUTION)
OPERATION - Iraqi Freedom**

REPORT PERIOD - as of September 30, 2006

(Incremental Costs in Thousands of Dollars)

DSCA Subsidiary Report

7.0 OTHER SUPPORT COSTS Monthly Cumulative

COALITION SUPPORT

7.1 Coalition Support

Azerbaijan	0	2
Bosnia	3	3
El Salvador	3	3
Estonia	0	188
Georgia	0	28,221
Hungary	0	1,401
Jordan	0	90,354
Macedonia	0	3
Mongolia	0	1,042
Nicaragua	0	3
Poland	(35,349)	114,667
Romania	0	11
Slovakia	0	380
Thailand	0	2
Ukraine	2,271	6,609
Uzbekistan	3,255	22,985
Subtotal	(29,817)	265,874

7.2 Lift & Sustain

7.2.1 Transportation Support	0	0
7.2.2 Logistic Support	0	0
7.2.3 Other Support	0	0
Subtotal	0	0

ASFF/ISFF

7.3 Train & Equip

7.3.1 Defense Forces Sustainment	0	0
7.3.2 Defense Forces Infrastructure	0	0
7.3.3 Defense Forces Equipment/Transportation	0	0
7.3.4 Defense Forces Training & Operations	0	0
7.3.5 Interior Forces Sustainment	0	0
7.3.6 Interior Forces Infrastructure	0	0
7.3.7 Interior Forces Equipment/Transportation	0	0
7.3.8 Interior Forces Training & Operations	0	0
7.3.9 Quick Response Funding	0	0
7.3.10 Other Support	0	0
Subtotal	0	0

CERP

7.4 Commander's Emergency Response Program

Subtotal	0	0
----------	---	---

TOTAL OTHER SUPPORT	(29,817)	265,874
----------------------------	-----------------	----------------




DEFENSE SECURITY COOPERATION AGENCY

WASHINGTON, DC 20301-2800

October 23, 2006

I affirm the September 2006 cost data being submitted by Defense Security Cooperation Agency is a fair representation of our on-going activities related to the Global War on Terror (GWOT), Contingency Operations (ConOps) and Disaster Relief Efforts. Analysis is included to assist in interpretation of the costs presented and the methodologies used to gather data not readily available within our accounting systems.



SUPPLEMENTAL & COST OF WAR EXECUTION REPORT

JOINT STAFF TOTALS

REPORT PERIOD - as of September 30, 2006

(Incremental Costs in Thousands of Dollars)

Joint Staff				
1.0 PERSONNEL COSTS			5.0 WORKING CAPITAL FUND SUPPORT COSTS	
	Monthly	Cumulative	Monthly	Cumulative
1.1 Military Personnel				
1.1.1 Reserve Components Called to Active Duty	0	0	5.1 Depot Level Repairables	0
1.1.2 Imminent Danger or Hostile Fire Pay	0	0	5.2 Depot Maintenance	0
1.1.3 Family Separation Allowance	0	0	5.3 Nonflying Hours Spares (War Reserve Stock)	0
1.1.4 Hardship Duty Pay	0	0	5.4 War Reserve Stock Secondary Items	0
1.1.5 Subsistence	0	0	5.5 Prepositioning Equipment Replacement (War Reserve Stock)	0
1.1.6 Reserve Component Predeployment Training	0	0	5.6 Prepositioning Munitions Replacement (War Reserve Stock)	0
1.1.7 Other Military Personnel (Special Pay)	0	0	5.7 Battle Damage Repair	0
1.1.8 Active Component Overstrength	0	0	TOTAL WORKING CAPITAL FUND SUPPORT	0
Subtotal	0	0		
1.2 Civilian Personnel			6.0 INVESTMENT COSTS	
1.2.1 Civilian Premium Pay	0	0	6.1 Procurement	
1.2.2 Civilian Temporary Hires	0	0	6.1.1 Aircraft Procurement	0
Subtotal	0	0	6.1.2 Munition Procurement	0
TOTAL PERSONNEL	0	0	6.1.3 Vehicle Procurement	0
			6.1.4 Communication & Electronic Equipment Procurement	0
2.0 PERSONNEL SUPPORT COSTS			6.1.5 Other Procurement	0
2.1 Temporary Duty (TDY)/Additional Duty (TAD)	359	359	Subtotal	0
2.2 Clothing & Other Equipment & Supplies	0	0	6.2 Research, Development, Test & Evaluation	
2.3 Medical Support/Health Services	0	0	6.2.1 Basic Research	0
2.4 Reserve Component Activation/Deactivation	0	0	6.2.2 Applied Research	0
2.5 Other Personnel Support	0	0	6.2.3 Advanced Technology Development	0
2.6 Rest & Recreation	0	0	6.2.4 Advanced Component Development & Prototype	0
TOTAL PERSONNEL SUPPORT	359	359	6.2.5 System Development & Demonstration	1,296
			6.2.6 Management Support	0
3.0 OPERATING SUPPORT COSTS			6.2.7 Operational System Development	0
3.1 Training	250	250	Subtotal	1,296
3.2 Operation OPTEMPO (Fuel, Other POL, Parts)	0	0	6.3 Military Construction	
3.3 Other Supplies & Equipment	0	0	6.3.1 Major Construction	0
3.4 Facilities/Base Support	0	0	6.3.2 Minor Construction	0
3.5.1 Organization Level Maintenance	0	0	6.3.3 Family Housing (Construction)	0
3.5.2 Intermediate Level Maintenance	0	0	6.3.4 Family Housing (Operation & Maintenance)	0
3.5.3 Depot Level Maintenance	0	0	Subtotal	0
3.5.4 Contractor Logistics Support	0	0	TOTAL INVESTMENT	1,296
3.6 C4I	760	760	TOTAL COSTS BY APPROPRIATION	Monthly Cumulative
3.7 Other Services/Miscellaneous Contracts	2,949	2,949	Military Personnel	0
TOTAL OPERATING SUPPORT	3,959	3,959	Operation & Maintenance	23,607
			Working Capital Fund	0
4.0 TRANSPORTATION COSTS			Investment	1,296
4.1 Airlift	19,289	19,289	Other	0
4.2 Sealift	0	0	GRAND TOTAL	24,903
4.3 Ready Reserve Force/Fast Sealift Ships	0	0		
4.4 Port Handling/Inland Transportation	0	0		
4.5 Other Transportation	0	0		
4.6 Second Destination Transportation	0	0		
TOTAL TRANSPORTATION	19,289	19,289		

SUPPLEMENTAL & COST OF WAR EXECUTION REPORT

MARINE CORPS TOTALS

REPORT PERIOD - as of September 30, 2006

(Incremental Costs in Thousands of Dollars)

Marine Corps					
1.0 PERSONNEL COSTS	Monthly	Cumulative	5.0 WORKING CAPITAL FUND SUPPORT COSTS	Monthly	Cumulative
1.1 Military Personnel			5.1 Depot Level Repairables	0	0
1.1.1 Reserve Components Called to Active Duty	33,194	406,581	5.2 Depot Maintenance	0	0
1.1.2 Imminent Danger or Hostile Fire Pay	7,656	77,630	5.3 Nonflying Hours Spares (War Reserve Stock)	0	0
1.1.3 Family Separation Allowance	4,092	48,461	5.4 War Reserve Stock Secondary Items	0	0
1.1.4 Hardship Duty Pay	2,491	28,664	5.5 Prepositioning Equipment Replacement (War Reserve Stock)	0	0
1.1.5 Subsistence	2,891	37,413	5.6 Prepositioning Munitions Replacement (War Reserve Stock)	0	0
1.1.6 Reserve Component Predeployment Training	10,453	10,627	5.7 Battle Damage Repair	0	0
1.1.7 Other Military Personnel (Special Pay)	50,150	310,076	TOTAL WORKING CAPITAL FUND SUPPORT	0	0
1.1.8 Active Component Overstrength	132,249	325,014	6.0 INVESTMENT COSTS		
Subtotal	243,176	1,244,466	6.1 Procurement		
1.2 Civilian Personnel			6.1.1 Aircraft Procurement	0	0
1.2.1 Civilian Premium Pay	2,570	16,855	6.1.2 Munition Procurement	0	0
1.2.2 Civilian Temporary Hires	(85)	25,331	6.1.3 Vehicle Procurement	341,212	873,315
Subtotal	2,485	42,186	6.1.4 Communication & Electronic Equipment Procurement	184,401	613,680
TOTAL PERSONNEL	245,661	1,286,652	6.1.5 Other Procurement	472,951	847,480
2.0 PERSONNEL SUPPORT COSTS			Subtotal	998,564	2,334,475
2.1 Temporary Duty (TDY)/Additional Duty (TAD)	36,269	115,088	6.2 Research, Development, Test & Evaluation		
2.2 Clothing & Other Equipment & Supplies	220,330	472,791	6.2.1 Basic Research	0	0
2.3 Medical Support/Health Services	13,825	51,956	6.2.2 Applied Research	0	0
2.4 Reserve Component Activation/Deactivation	(16,990)	49,055	6.2.3 Advanced Technology Development	0	0
2.5 Other Personnel Support	41,085	65,209	6.2.4 Advanced Component Development & Prototype	0	0
2.6 Rest & Recreation	2	2	6.2.5 System Development & Demonstration	0	0
TOTAL PERSONNEL SUPPORT	294,521	754,101	6.2.6 Management Support	0	0
3.0 OPERATING SUPPORT COSTS			6.2.7 Operational System Development	0	0
3.1 Training	28,476	79,748	Subtotal	0	0
3.2 Operation OPTEMPO (Fuel, Other POL, Parts)	91,173	528,268	6.3 Military Construction		
3.3 Other Supplies & Equipment	121,212	551,764	6.3.1 Major Construction	0	0
3.4 Facilities/Base Support	189,985	291,287	6.3.2 Minor Construction	0	0
3.5.1 Organization Level Maintenance	(1,151)	51,877	6.3.3 Family Housing (Construction)	0	0
3.5.2 Intermediate Level Maintenance	296	49,462	6.3.4 Family Housing (Operation & Maintenance)	0	0
3.5.3 Depot Level Maintenance	7,473	386,456	Subtotal	0	0
3.5.4 Contractor Logistics Support	3,828	29,864	TOTAL INVESTMENT	998,564	2,334,475
3.6 C4I	14,373	51,732	TOTAL COSTS BY APPROPRIATION	Monthly	Cumulative
3.7 Other Services/Miscellaneous Contracts	90,827	262,790	Military Personnel	243,176	1,244,466
TOTAL OPERATING SUPPORT	546,492	2,283,248	Operation & Maintenance	875,371	3,405,342
4.0 TRANSPORTATION COSTS			Working Capital Fund	0	0
4.1 Airlift	17,913	163,653	Investment	998,564	2,334,475
4.2 Sealift	(999)	52,467	Other	0	0
4.3 Ready Reserve Force/Fast Sealift Ships	0	0	GRAND TOTAL	2,117,111	6,984,283
4.4 Port Handling/Inland Transportation	2,168	19,116			
4.5 Other Transportation	12,791	90,571			
4.6 Second Destination Transportation	0	0			
TOTAL TRANSPORTATION	31,873	325,807			

SUPPLEMENTAL & COST OF WAR EXECUTION REPORT

MARINE CORPS RESERVE TOTALS

REPORT PERIOD - as of September 30, 2006

(Incremental Costs in Thousands of Dollars)

Marine Corps Reserve				
1.0 PERSONNEL COSTS			5.0 WORKING CAPITAL FUND SUPPORT COSTS	
	Monthly	Cumulative	Monthly	Cumulative
1.1 Military Personnel				
1.1.1 Reserve Components Called to Active Duty	0	0	0	0
1.1.2 Imminent Danger or Hostile Fire Pay	0	0	0	0
1.1.3 Family Separation Allowance	0	0	0	0
1.1.4 Hardship Duty Pay	0	0	0	0
1.1.5 Subsistence	0	0	0	0
1.1.6 Reserve Component Predeployment Training	10,627	10,627	0	0
1.1.7 Other Military Personnel (Special Pay)	0	0	0	0
1.1.8 Active Component Overstrength	0	0	0	0
Subtotal	10,627	10,627		
1.2 Civilian Personnel				
1.2.1 Civilian Premium Pay	1,003	2,318		
1.2.2 Civilian Temporary Hires	0	0		
Subtotal	1,003	2,318		
TOTAL PERSONNEL	11,630	12,945		
2.0 PERSONNEL SUPPORT COSTS				
2.1 Temporary Duty (TDY)/Additional Duty (TAD)	(1,454)	508		
2.2 Clothing & Other Equipment & Supplies	0	0		
2.3 Medical Support/Health Services	0	0		
2.4 Reserve Component Activation/Deactivation	0	0		
2.5 Other Personnel Support	0	0		
2.6 Rest & Recreation	0	0		
TOTAL PERSONNEL SUPPORT	(1,454)	508		
3.0 OPERATING SUPPORT COSTS				
3.1 Training	0	0		
3.2 Operation OPTEMPO (Fuel, Other POL, Parts)	554	8,530		
3.3 Other Supplies & Equipment	981	1,492		
3.4 Facilities/Base Support	(142)	8,719		
3.5.1 Organization Level Maintenance	0	0		
3.5.2 Intermediate Level Maintenance	0	0		
3.5.3 Depot Level Maintenance	0	0		
3.5.4 Contractor Logistics Support	0	0		
3.6 C4I	114	3,390		
3.7 Other Services/Miscellaneous Contracts	37,492	93,528		
TOTAL OPERATING SUPPORT	38,999	115,659		
4.0 TRANSPORTATION COSTS				
4.1 Airlift	0	0		
4.2 Sealift	0	0		
4.3 Ready Reserve Force/Fast Sealift Ships	0	0		
4.4 Port Handling/Inland Transportation	0	0		
4.5 Other Transportation	0	0		
4.6 Second Destination Transportation	0	0		
TOTAL TRANSPORTATION	0	0		
5.0 WORKING CAPITAL FUND SUPPORT COSTS				
5.1 Depot Level Repairables			0	0
5.2 Depot Maintenance			0	0
5.3 Nonflying Hours Spares (War Reserve Stock)			0	0
5.4 War Reserve Stock Secondary Items			0	0
5.5 Prepositioning Equipment Replacement (War Reserve Stock)			0	0
5.6 Prepositioning Munitions Replacement (War Reserve Stock)			0	0
5.7 Battle Damage Repair			0	0
TOTAL WORKING CAPITAL FUND SUPPORT			0	0
6.0 INVESTMENT COSTS				
6.1 Procurement				
6.1.1 Aircraft Procurement			0	0
6.1.2 Munition Procurement			0	0
6.1.3 Vehicle Procurement			0	0
6.1.4 Communication & Electronic Equipment Procurement			0	0
6.1.5 Other Procurement			0	0
Subtotal			0	0
6.2 Research, Development, Test & Evaluation				
6.2.1 Basic Research			0	0
6.2.2 Applied Research			0	0
6.2.3 Advanced Technology Development			0	0
6.2.4 Advanced Component Development & Prototype			0	0
6.2.5 System Development & Demonstration			0	0
6.2.6 Management Support			0	0
6.2.7 Operational System Development			0	0
Subtotal			0	0
6.3 Military Construction				
6.3.1 Major Construction			0	0
6.3.2 Minor Construction			0	0
6.3.3 Family Housing (Construction)			0	0
6.3.4 Family Housing (Operation & Maintenance)			0	0
Subtotal			0	0
TOTAL INVESTMENT			0	0
TOTAL COSTS BY APPROPRIATION			Monthly	Cumulative
Military Personnel			10,627	10,627
Operation & Maintenance			38,548	118,485
Working Capital Fund			0	0
Investment			0	0
Other			0	0
GRAND TOTAL			49,175	129,112

SUPPLEMENTAL & COST OF WAR EXECUTION REPORT

NAVY TOTALS

REPORT PERIOD - as of September 30, 2006

(Incremental Costs in Thousands of Dollars)

Navy					
1.0 PERSONNEL COSTS	Monthly	Cumulative	5.0 WORKING CAPITAL FUND SUPPORT COSTS	Monthly	Cumulative
1.1 Military Personnel			5.1 Depot Level Repairables	0	0
1.1.1 Reserve Components Called to Active Duty	29,911	358,964	5.2 Depot Maintenance	0	0
1.1.2 Imminent Danger or Hostile Fire Pay	6,153	73,654	5.3 Nonflying Hours Spares (War Reserve Stock)	0	0
1.1.3 Family Separation Allowance	2,742	19,798	5.4 War Reserve Stock Secondary Items	0	0
1.1.4 Hardship Duty Pay	0	0	5.5 Prepositioning Equipment Replacement (War Reserve Stock)	(138)	0
1.1.5 Subsistence	13,507	13,686	5.6 Prepositioning Munitions Replacement (War Reserve Stock)	0	0
1.1.6 Reserve Component Predeployment Training	0	0	5.7 Battle Damage Repair	0	0
1.1.7 Other Military Personnel (Special Pay)	121,170	466,354	TOTAL WORKING CAPITAL FUND SUPPORT	(138)	0
1.1.8 Active Component Overstrength	0	0	6.0 INVESTMENT COSTS		
Subtotal	173,483	932,456	6.1 Procurement		
1.2 Civilian Personnel			6.1.1 Aircraft Procurement	0	276,754
1.2.1 Civilian Premium Pay	784	4,686	6.1.2 Munition Procurement	101	137,367
1.2.2 Civilian Temporary Hires	0	0	6.1.3 Vehicle Procurement	37,049	50,883
Subtotal	784	4,686	6.1.4 Communication & Electronic Equipment Procurement	0	15,285
TOTAL PERSONNEL	174,267	937,142	6.1.5 Other Procurement	(39,671)	16,694
2.0 PERSONNEL SUPPORT COSTS			Subtotal	(2,521)	496,983
2.1 Temporary Duty (TDY)/Additional Duty (TAD)	8,439	154,066	6.2 Research, Development, Test & Evaluation		
2.2 Clothing & Other Equipment & Supplies	14,707	67,546	6.2.1 Basic Research	0	0
2.3 Medical Support/Health Services	226	1,163	6.2.2 Applied Research	0	3,816
2.4 Reserve Component Activation/Deactivation	0	0	6.2.3 Advanced Technology Development	0	0
2.5 Other Personnel Support	892	26,671	6.2.4 Advanced Component Development & Prototype	0	0
2.6 Rest & Recreation	0	0	6.2.5 System Development & Demonstration	(355)	0
TOTAL PERSONNEL SUPPORT	24,264	249,446	6.2.6 Management Support	(290)	0
3.0 OPERATING SUPPORT COSTS			6.2.7 Operational System Development	0	0
3.1 Training	3,882	47,491	Subtotal	(645)	3,816
3.2 Operation OPTEMPO (Fuel, Other POL, Parts)	110,950	1,120,203	6.3 Military Construction		
3.3 Other Supplies & Equipment	36,843	291,915	6.3.1 Major Construction	0	0
3.4 Facilities/Base Support	157,811	404,727	6.3.2 Minor Construction	0	0
3.5.1 Organization Level Maintenance	786	15,963	6.3.3 Family Housing (Construction)	0	0
3.5.2 Intermediate Level Maintenance	20,788	24,211	6.3.4 Family Housing (Operation & Maintenance)	0	0
3.5.3 Depot Level Maintenance	601,641	1,095,549	Subtotal	0	0
3.5.4 Contractor Logistics Support	35,915	66,924	TOTAL INVESTMENT	(3,166)	500,799
3.6 C4I	12,591	67,292	TOTAL COSTS BY APPROPRIATION	Monthly	Cumulative
3.7 Other Services/Miscellaneous Contracts	4,688	310,938	Military Personnel	173,483	932,456
TOTAL OPERATING SUPPORT	985,895	3,445,213	Operation & Maintenance	1,106,752	4,438,471
4.0 TRANSPORTATION COSTS			Working Capital Fund	(138)	0
4.1 Airlift	86,093	537,369	Investment	(3,166)	500,799
4.2 Sealift	840	55,763	Other	0	0
4.3 Ready Reserve Force/Fast Sealift Ships	0	0	GRAND TOTAL	1,276,931	5,871,726
4.4 Port Handling/Inland Transportation	82	3,318			
4.5 Other Transportation	8,794	113,155			
4.6 Second Destination Transportation	0	29,521			
TOTAL TRANSPORTATION	95,809	739,126			

SUPPLEMENTAL & COST OF WAR EXECUTION REPORT

NAVY RESERVE TOTALS

REPORT PERIOD - as of September 30, 2006

(Incremental Costs in Thousands of Dollars)

Navy Reserve					
1.0 PERSONNEL COSTS	Monthly	Cumulative	5.0 WORKING CAPITAL FUND SUPPORT COSTS	Monthly	Cumulative
1.1 Military Personnel			5.1 Depot Level Repairables	0	0
1.1.1 Reserve Components Called to Active Duty	0	0	5.2 Depot Maintenance	0	0
1.1.2 Imminent Danger or Hostile Fire Pay	0	0	5.3 Nonflying Hours Spares (War Reserve Stock)	0	0
1.1.3 Family Separation Allowance	0	0	5.4 War Reserve Stock Secondary Items	0	0
1.1.4 Hardship Duty Pay	0	0	5.5 Prepositioning Equipment Replacement (War Reserve Stock)	0	0
1.1.5 Subsistence	0	0	5.6 Prepositioning Munitions Replacement (War Reserve Stock)	0	0
1.1.6 Reserve Component Predeployment Training	0	0	5.7 Battle Damage Repair	0	0
1.1.7 Other Military Personnel (Special Pay)	3,877	59,970	TOTAL WORKING CAPITAL FUND SUPPORT	0	0
1.1.8 Active Component Overstrength	0	0	6.0 INVESTMENT COSTS		
Subtotal	3,877	59,970	6.1 Procurement		
1.2 Civilian Personnel			6.1.1 Aircraft Procurement	0	0
1.2.1 Civilian Premium Pay	0	0	6.1.2 Munition Procurement	0	0
1.2.2 Civilian Temporary Hires	0	0	6.1.3 Vehicle Procurement	0	0
Subtotal	0	0	6.1.4 Communication & Electronic Equipment Procurement	0	0
TOTAL PERSONNEL	3,877	59,970	6.1.5 Other Procurement	0	0
2.0 PERSONNEL SUPPORT COSTS			Subtotal	0	0
2.1 Temporary Duty (TDY)/Additional Duty (TAD)	2,808	11,241	6.2 Research, Development, Test & Evaluation		
2.2 Clothing & Other Equipment & Supplies	24,542	34,271	6.2.1 Basic Research	0	0
2.3 Medical Support/Health Services	618	741	6.2.2 Applied Research	0	0
2.4 Reserve Component Activation/Deactivation	0	0	6.2.3 Advanced Technology Development	0	0
2.5 Other Personnel Support	0	0	6.2.4 Advanced Component Development & Prototype	0	0
2.6 Rest & Recreation	0	0	6.2.5 System Development & Demonstration	0	0
TOTAL PERSONNEL SUPPORT	27,968	46,253	6.2.6 Management Support	0	0
3.0 OPERATING SUPPORT COSTS			6.2.7 Operational System Development	0	0
3.1 Training	225	300	Subtotal	0	0
3.2 Operation OPTEMPO (Fuel, Other POL, Parts)	4,520	109,635	6.3 Military Construction		
3.3 Other Supplies & Equipment	36,364	46,873	6.3.1 Major Construction	0	0
3.4 Facilities/Base Support	1,371	5,409	6.3.2 Minor Construction	0	0
3.5.1 Organization Level Maintenance	0	13	6.3.3 Family Housing (Construction)	0	0
3.5.2 Intermediate Level Maintenance	0	0	6.3.4 Family Housing (Operation & Maintenance)	0	0
3.5.3 Depot Level Maintenance	2,985	11,556	Subtotal	0	0
3.5.4 Contractor Logistics Support	1,410	1,880	TOTAL INVESTMENT	0	0
3.6 C4I	10,020	13,154	TOTAL COSTS BY APPROPRIATION	Monthly	Cumulative
3.7 Other Services/Miscellaneous Contracts	71,644	76,165	Military Personnel	3,877	59,970
TOTAL OPERATING SUPPORT	128,539	264,985	Operation & Maintenance	158,980	314,791
4.0 TRANSPORTATION COSTS			Working Capital Fund	0	0
4.1 Airlift	57	331	Investment	0	0
4.2 Sealift	0	0	Other	0	0
4.3 Ready Reserve Force/Fast Sealift Ships	0	0	GRAND TOTAL	162,857	374,761
4.4 Port Handling/Inland Transportation	1,500	2,001			
4.5 Other Transportation	916	1,221			
4.6 Second Destination Transportation	0	0			
TOTAL TRANSPORTATION	2,473	3,553			

SUPPLEMENTAL & COST OF WAR EXECUTION REPORT

NSA TOTALS

REPORT PERIOD - as of September 30, 2006

(Incremental Costs in Thousands of Dollars)

NSA									
1.0 PERSONNEL COSTS			Monthly	Cumulative	5.0 WORKING CAPITAL FUND SUPPORT COSTS			Monthly	Cumulative
1.1 Military Personnel					5.1 Depot Level Repairables			0	0
1.1.1 Reserve Components Called to Active Duty	0	0	5.2 Depot Maintenance			0	0		
1.1.2 Imminent Danger or Hostile Fire Pay	0	0	5.3 Nonflying Hours Spares (War Reserve Stock)			0	0		
1.1.3 Family Separation Allowance	0	0	5.4 War Reserve Stock Secondary Items			0	0		
1.1.4 Hardship Duty Pay	0	0	5.5 Prepositioning Equipment Replacement (War Reserve Stock)			0	0		
1.1.5 Subsistence	0	0	5.6 Prepositioning Munitions Replacement (War Reserve Stock)			0	0		
1.1.6 Reserve Component Predeployment Training	0	0	5.7 Battle Damage Repair			0	0		
1.1.7 Other Military Personnel (Special Pay)	0	0	TOTAL WORKING CAPITAL FUND SUPPORT			0	0		
1.1.8 Active Component Overstrength	0	0							
Subtotal	0	0	6.0 INVESTMENT COSTS						
1.2 Civilian Personnel					6.1 Procurement				
1.2.1 Civilian Premium Pay	0	0	6.1.1 Aircraft Procurement			0	0		
1.2.2 Civilian Temporary Hires	0	0	6.1.2 Munition Procurement			0	0		
Subtotal	0	0	6.1.3 Vehicle Procurement			0	0		
TOTAL PERSONNEL			0	0	6.1.4 Communication & Electronic Equipment Procurement			0	0
2.0 PERSONNEL SUPPORT COSTS					6.1.5 Other Procurement			0	0
2.1 Temporary Duty (TDY)/Additional Duty (TAD)	0	0	Subtotal			0	0		
2.2 Clothing & Other Equipment & Supplies	0	0	6.2 Research, Development, Test & Evaluation						
2.3 Medical Support/Health Services	0	0	6.2.1 Basic Research			0	0		
2.4 Reserve Component Activation/Deactivation	0	0	6.2.2 Applied Research			0	0		
2.5 Other Personnel Support	0	0	6.2.3 Advanced Technology Development			0	0		
2.6 Rest & Recreation	0	0	6.2.4 Advanced Component Development & Prototype			0	0		
TOTAL PERSONNEL SUPPORT			0	0	6.2.5 System Development & Demonstration			0	0
3.0 OPERATING SUPPORT COSTS					6.2.6 Management Support			0	2,500
3.1 Training	0	0	6.2.7 Operational System Development			0	0		
3.2 Operation OPTEMPO (Fuel, Other POL, Parts)	0	0	Subtotal			0	2,500		
3.3 Other Supplies & Equipment	0	0	6.3 Military Construction						
3.4 Facilities/Base Support	0	0	6.3.1 Major Construction			0	0		
3.5.1 Organization Level Maintenance	0	0	6.3.2 Minor Construction			0	0		
3.5.2 Intermediate Level Maintenance	0	0	6.3.3 Family Housing (Construction)			0	0		
3.5.3 Depot Level Maintenance	0	0	6.3.4 Family Housing (Operation & Maintenance)			0	0		
3.5.4 Contractor Logistics Support	0	0	Subtotal			0	0		
3.6 C4I	0	0	TOTAL INVESTMENT			0	2,500		
3.7 Other Services/Miscellaneous Contracts	153	7,375	TOTAL COSTS BY APPROPRIATION			Monthly	Cumulative		
TOTAL OPERATING SUPPORT			153	7,375	Military Personnel	0	0		
4.0 TRANSPORTATION COSTS					Operation & Maintenance	153	7,375		
4.1 Airlift	0	0	Working Capital Fund			0	0		
4.2 Sealift	0	0	Investment			0	2,500		
4.3 Ready Reserve Force/Fast Sealift Ships	0	0	Other			0	0		
4.4 Port Handling/Inland Transportation	0	0	GRAND TOTAL			153	9,875		
4.5 Other Transportation	0	0							
4.6 Second Destination Transportation	0	0							
TOTAL TRANSPORTATION			0	0					

SUPPLEMENTAL & COST OF WAR EXECUTION REPORT

OASD(NII) TOTALS

REPORT PERIOD - as of September 30, 2006

(Incremental Costs in Thousands of Dollars)

OASD(NII)					
1.0 PERSONNEL COSTS	Monthly	Cumulative	5.0 WORKING CAPITAL FUND SUPPORT COSTS	Monthly	Cumulative
1.1 Military Personnel			5.1 Depot Level Repairables	0	0
1.1.1 Reserve Components Called to Active Duty	0	0	5.2 Depot Maintenance	0	0
1.1.2 Imminent Danger or Hostile Fire Pay	0	0	5.3 Nonflying Hours Spares (War Reserve Stock)	0	0
1.1.3 Family Separation Allowance	0	0	5.4 War Reserve Stock Secondary Items	0	0
1.1.4 Hardship Duty Pay	0	0	5.5 Prepositioning Equipment Replacement (War Reserve Stock)	0	0
1.1.5 Subsistence	0	0	5.6 Prepositioning Munitions Replacement (War Reserve Stock)	0	0
1.1.6 Reserve Component Predeployment Training	0	0	5.7 Battle Damage Repair	0	0
1.1.7 Other Military Personnel (Special Pay)	0	0	TOTAL WORKING CAPITAL FUND SUPPORT	0	0
1.1.8 Active Component Overstrength	0	0	6.0 INVESTMENT COSTS		
Subtotal	0	0	6.1 Procurement		
1.2 Civilian Personnel			6.1.1 Aircraft Procurement	0	0
1.2.1 Civilian Premium Pay	0	0	6.1.2 Munition Procurement	0	0
1.2.2 Civilian Temporary Hires	0	0	6.1.3 Vehicle Procurement	0	0
Subtotal	0	0	6.1.4 Communication & Electronic Equipment Procurement	0	0
TOTAL PERSONNEL	0	0	6.1.5 Other Procurement	0	0
2.0 PERSONNEL SUPPORT COSTS			Subtotal	0	0
2.1 Temporary Duty (TDY)/Additional Duty (TAD)	0	0	6.2 Research, Development, Test & Evaluation		
2.2 Clothing & Other Equipment & Supplies	0	0	6.2.1 Basic Research	0	0
2.3 Medical Support/Health Services	0	0	6.2.2 Applied Research	0	0
2.4 Reserve Component Activation/Deactivation	0	0	6.2.3 Advanced Technology Development	0	0
2.5 Other Personnel Support	0	0	6.2.4 Advanced Component Development & Prototype	0	0
2.6 Rest & Recreation	0	0	6.2.5 System Development & Demonstration	0	0
TOTAL PERSONNEL SUPPORT	0	0	6.2.6 Management Support	0	0
3.0 OPERATING SUPPORT COSTS			6.2.7 Operational System Development	0	0
3.1 Training	0	0	Subtotal	0	0
3.2 Operation OPTEMPO (Fuel, Other POL, Parts)	0	0	6.3 Military Construction		
3.3 Other Supplies & Equipment	0	0	6.3.1 Major Construction	0	0
3.4 Facilities/Base Support	0	0	6.3.2 Minor Construction	0	0
3.5.1 Organization Level Maintenance	0	0	6.3.3 Family Housing (Construction)	0	0
3.5.2 Intermediate Level Maintenance	0	0	6.3.4 Family Housing (Operation & Maintenance)	0	0
3.5.3 Depot Level Maintenance	0	0	Subtotal	0	0
3.5.4 Contractor Logistics Support	0	0	TOTAL INVESTMENT	0	0
3.6 C4I	2,673	27,594	TOTAL COSTS BY APPROPRIATION	Monthly	Cumulative
3.7 Other Services/Miscellaneous Contracts	0	0	Military Personnel	0	0
TOTAL OPERATING SUPPORT	2,673	27,594	Operation & Maintenance	2,673	27,594
4.0 TRANSPORTATION COSTS			Working Capital Fund	0	0
4.1 Airlift	0	0	Investment	0	0
4.2 Sealift	0	0	Other	0	0
4.3 Ready Reserve Force/Fast Sealift Ships	0	0	GRAND TOTAL	2,673	27,594
4.4 Port Handling/Inland Transportation	0	0			
4.5 Other Transportation	0	0			
4.6 Second Destination Transportation	0	0			
TOTAL TRANSPORTATION	0	0			




**OFFICE OF THE ASSISTANT SECRETARY OF DEFENSE
6000 DEFENSE PENTAGON
WASHINGTON, DC 20301-6000**

**NETWORKS AND
INFORMATION INTEGRATION**

October 19, 2006

I affirm the September 2006 cost data being submitted by the OASD(NII) DoD CIO is a fair representation of our on-going activities related the Global War on Terror (GWOT) specifically Operation Enduring Freedom (OEF) and Operation Iraq Freedom (OIF). Analysis is included to assist in interpretation of the costs presented.



SUPPLEMENTAL & COST OF WAR EXECUTION REPORT

OUSD(P) TOTALS

REPORT PERIOD - as of September 30, 2006

(Incremental Costs in Thousands of Dollars)

OUSD(P)					
1.0 PERSONNEL COSTS	Monthly	Cumulative	5.0 WORKING CAPITAL FUND SUPPORT COSTS	Monthly	Cumulative
1.1 Military Personnel			5.1 Depot Level Repairables	0	0
1.1.1 Reserve Components Called to Active Duty	0	0	5.2 Depot Maintenance	0	0
1.1.2 Imminent Danger or Hostile Fire Pay	0	0	5.3 Nonflying Hours Spares (War Reserve Stock)	0	0
1.1.3 Family Separation Allowance	0	0	5.4 War Reserve Stock Secondary Items	0	0
1.1.4 Hardship Duty Pay	0	0	5.5 Prepositioning Equipment Replacement (War Reserve Stock)	0	0
1.1.5 Subsistence	0	0	5.6 Prepositioning Munitions Replacement (War Reserve Stock)	0	0
1.1.6 Reserve Component Predeployment Training	0	0	5.7 Battle Damage Repair	0	0
1.1.7 Other Military Personnel (Special Pay)	0	0	TOTAL WORKING CAPITAL FUND SUPPORT	0	0
1.1.8 Active Component Overstrength	0	0	6.0 INVESTMENT COSTS		
Subtotal	0	0	6.1 Procurement		
1.2 Civilian Personnel			6.1.1 Aircraft Procurement	0	0
1.2.1 Civilian Premium Pay	0	0	6.1.2 Munition Procurement	0	0
1.2.2 Civilian Temporary Hires	0	0	6.1.3 Vehicle Procurement	0	0
Subtotal	0	0	6.1.4 Communication & Electronic Equipment Procurement	0	0
TOTAL PERSONNEL	0	0	6.1.5 Other Procurement	0	0
2.0 PERSONNEL SUPPORT COSTS			Subtotal	0	0
2.1 Temporary Duty (TDY)/Additional Duty (TAD)	0	0	6.2 Research, Development, Test & Evaluation		
2.2 Clothing & Other Equipment & Supplies	0	0	6.2.1 Basic Research	0	0
2.3 Medical Support/Health Services	0	0	6.2.2 Applied Research	0	0
2.4 Reserve Component Activation/Deactivation	0	0	6.2.3 Advanced Technology Development	0	0
2.5 Other Personnel Support	0	0	6.2.4 Advanced Component Development & Prototype	0	0
2.6 Rest & Recreation	0	0	6.2.5 System Development & Demonstration	0	0
TOTAL PERSONNEL SUPPORT	0	0	6.2.6 Management Support	0	0
3.0 OPERATING SUPPORT COSTS			6.2.7 Operational System Development	0	0
3.1 Training	0	0	Subtotal	0	0
3.2 Operation OPTEMPO (Fuel, Other POL, Parts)	0	0	6.3 Military Construction		
3.3 Other Supplies & Equipment	0	0	6.3.1 Major Construction	0	0
3.4 Facilities/Base Support	0	0	6.3.2 Minor Construction	0	0
3.5.1 Organization Level Maintenance	0	0	6.3.3 Family Housing (Construction)	0	0
3.5.2 Intermediate Level Maintenance	0	0	6.3.4 Family Housing (Operation & Maintenance)	0	0
3.5.3 Depot Level Maintenance	0	0	Subtotal	0	0
3.5.4 Contractor Logistics Support	0	0	TOTAL INVESTMENT	0	0
3.6 C4I	0	0	TOTAL COSTS BY APPROPRIATION	Monthly	Cumulative
3.7 Other Services/Miscellaneous Contracts	5,000	5,000	Military Personnel	0	0
TOTAL OPERATING SUPPORT	5,000	5,000	Operation & Maintenance	5,000	5,000
4.0 TRANSPORTATION COSTS			Working Capital Fund	0	0
4.1 Airlift	0	0	Investment	0	0
4.2 Sealift	0	0	Other	0	0
4.3 Ready Reserve Force/Fast Sealift Ships	0	0	GRAND TOTAL	5,000	5,000
4.4 Port Handling/Inland Transportation	0	0			
4.5 Other Transportation	0	0			
4.6 Second Destination Transportation	0	0			
TOTAL TRANSPORTATION	0	0			

SUPPLEMENTAL & COST OF WAR EXECUTION REPORT

SPECIAL OPERATIONS TOTALS

REPORT PERIOD - as of September 30, 2006

(Incremental Costs in Thousands of Dollars)

Special Operations					
1.0 PERSONNEL COSTS			Monthly	Cumulative	
1.1 Military Personnel					
1.1.1 Reserve Components Called to Active Duty	0	0			
1.1.2 Imminent Danger or Hostile Fire Pay	0	0			
1.1.3 Family Separation Allowance	0	0			
1.1.4 Hardship Duty Pay	0	0			
1.1.5 Subsistence	0	0			
1.1.6 Reserve Component Predeployment Training	0	0			
1.1.7 Other Military Personnel (Special Pay)	0	0			
1.1.8 Active Component Overstrength	0	0			
Subtotal	0	0			
1.2 Civilian Personnel					
1.2.1 Civilian Premium Pay	1,643	7,728			
1.2.2 Civilian Temporary Hires	145	10,428			
Subtotal	1,788	18,156			
TOTAL PERSONNEL	1,788	18,156			
2.0 PERSONNEL SUPPORT COSTS					
2.1 Temporary Duty (TDY)/Additional Duty (TAD)	2,113	92,528			
2.2 Clothing & Other Equipment & Supplies	(1,735)	2,697			
2.3 Medical Support/Health Services	255	2,975			
2.4 Reserve Component Activation/Deactivation	0	0			
2.5 Other Personnel Support	(4,249)	8			
2.6 Rest & Recreation	0	0			
TOTAL PERSONNEL SUPPORT	(3,616)	98,208			
3.0 OPERATING SUPPORT COSTS					
3.1 Training	7,601	36,853			
3.2 Operation OPTEMPO (Fuel, Other POL, Parts)	30,078	114,794			
3.3 Other Supplies & Equipment	30,944	169,976			
3.4 Facilities/Base Support	(4,494)	2,493			
3.5.1 Organization Level Maintenance	4,123	22,479			
3.5.2 Intermediate Level Maintenance	0	0			
3.5.3 Depot Level Maintenance	6,654	19,866			
3.5.4 Contractor Logistics Support	3,745	76,732			
3.6 C4I	21,289	180,876			
3.7 Other Services/Miscellaneous Contracts	44,243	413,836			
TOTAL OPERATING SUPPORT	144,183	1,037,905			
4.0 TRANSPORTATION COSTS					
4.1 Airlift	(6,351)	290,444			
4.2 Sealift	76	158			
4.3 Ready Reserve Force/Fast Sealift Ships	0	0			
4.4 Port Handling/Inland Transportation	160	1,958			
4.5 Other Transportation	685	4,544			
4.6 Second Destination Transportation	0	2			
TOTAL TRANSPORTATION	(5,430)	297,106			
5.0 WORKING CAPITAL FUND SUPPORT COSTS			Monthly	Cumulative	
5.1 Depot Level Repairables	0	0			
5.2 Depot Maintenance	0	0			
5.3 Nonflying Hours Spares (War Reserve Stock)	0	0			
5.4 War Reserve Stock Secondary Items	0	0			
5.5 Prepositioning Equipment Replacement (War Reserve Stock)	0	0			
5.6 Prepositioning Munitions Replacement (War Reserve Stock)	0	0			
5.7 Battle Damage Repair	0	0			
TOTAL WORKING CAPITAL FUND SUPPORT	0	0			
6.0 INVESTMENT COSTS					
6.1 Procurement					
6.1.1 Aircraft Procurement	3,549	128,109			
6.1.2 Munition Procurement	10,986	146,753			
6.1.3 Vehicle Procurement	0	0			
6.1.4 Communication & Electronic Equipment Procurement	0	0			
6.1.5 Other Procurement	2,679	605,736			
Subtotal	17,214	880,598			
6.2 Research, Development, Test & Evaluation					
6.2.1 Basic Research	0	0			
6.2.2 Applied Research	0	0			
6.2.3 Advanced Technology Development	0	0			
6.2.4 Advanced Component Development & Prototype	0	0			
6.2.5 System Development & Demonstration	0	0			
6.2.6 Management Support	0	0			
6.2.7 Operational System Development	0	0			
Subtotal	0	0			
6.3 Military Construction					
6.3.1 Major Construction	0	0			
6.3.2 Minor Construction	0	0			
6.3.3 Family Housing (Construction)	0	0			
6.3.4 Family Housing (Operation & Maintenance)	0	0			
Subtotal	0	0			
TOTAL INVESTMENT	17,214	880,598			
TOTAL COSTS BY APPROPRIATION			Monthly	Cumulative	
Military Personnel	0	0			
Operation & Maintenance	136,925	1,451,375			
Working Capital Fund	0	0			
Investment	17,214	880,598			
Other	0	0			
GRAND TOTAL	154,139	2,331,973			



UNITED STATES SPECIAL OPERATIONS COMMAND

7701 TAMPA POINT BLVD.
MACDILL AIR FORCE BASE, FLORIDA 32921-5323

24 OCT 2006

SORR-J8-C

MEMORANDUM FOR DFAS-DE

SUBJECT: Monthly Cost of War Reports

I affirm the September/2006 cost data being submitted by USSOCOM is a fair representation of our on-going activities related to the Global War on Terrorism (GWOT), Contingency Operations (ConOps), and Disaster Relief Efforts. Analysis is included to assist in interpretation of the costs presented and the methodologies used to gather data not readily available within our accounting systems.

(b)(6)

A large rectangular area of the document is redacted with a dark, textured pattern. The text "(b)(6)" is visible in the top left corner of this redacted area.

SUPPLEMENTAL & COST OF WAR EXECUTION REPORT

WHS TOTALS

REPORT PERIOD - as of September 30, 2006

(Incremental Costs in Thousands of Dollars)

WHS									
1.0 PERSONNEL COSTS			Monthly	Cumulative	5.0 WORKING CAPITAL FUND SUPPORT COSTS			Monthly	Cumulative
1.1 Military Personnel					5.1 Depot Level Repairables			0	0
1.1.1 Reserve Components Called to Active Duty	0	0			5.2 Depot Maintenance			0	0
1.1.2 Imminent Danger or Hostile Fire Pay	0	0			5.3 Nonflying Hours Spares (War Reserve Stock)			0	0
1.1.3 Family Separation Allowance	0	0			5.4 War Reserve Stock Secondary Items			0	0
1.1.4 Hardship Duty Pay	0	0			5.5 Prepositioning Equipment Replacement (War Reserve Stock)			0	0
1.1.5 Subsistence	0	0			5.6 Prepositioning Munitions Replacement (War Reserve Stock)			0	0
1.1.6 Reserve Component Predeployment Training	0	0			5.7 Battle Damage Repair			0	0
1.1.7 Other Military Personnel (Special Pay)	0	0			TOTAL WORKING CAPITAL FUND SUPPORT			0	0
1.1.8 Active Component Overstrength	0	0			6.0 INVESTMENT COSTS				
Subtotal	0	0			6.1 Procurement				
1.2 Civilian Personnel					6.1.1 Aircraft Procurement			0	0
1.2.1 Civilian Premium Pay	355	3,832			6.1.2 Munition Procurement			0	0
1.2.2 Civilian Temporary Hires	0	0			6.1.3 Vehicle Procurement			0	0
Subtotal	355	3,832			6.1.4 Communication & Electronic Equipment Procurement			0	0
TOTAL PERSONNEL	355	3,832			6.1.5 Other Procurement			0	0
2.0 PERSONNEL SUPPORT COSTS					Subtotal			0	0
2.1 Temporary Duty (TDY)/Additional Duty (TAD)	28	276			6.2 Research, Development, Test & Evaluation				
2.2 Clothing & Other Equipment & Supplies	0	0			6.2.1 Basic Research			0	0
2.3 Medical Support/Health Services	0	0			6.2.2 Applied Research			0	0
2.4 Reserve Component Activation/Deactivation	0	0			6.2.3 Advanced Technology Development			0	0
2.5 Other Personnel Support	6,163	8,822			6.2.4 Advanced Component Development & Prototype			0	0
2.6 Rest & Recreation	0	0			6.2.5 System Development & Demonstration			0	0
TOTAL PERSONNEL SUPPORT	6,191	9,098			6.2.6 Management Support			0	0
3.0 OPERATING SUPPORT COSTS					6.2.7 Operational System Development			0	0
3.1 Training	0	0			Subtotal			0	0
3.2 Operation OPTEMPO (Fuel, Other POL, Parts)	0	0			6.3 Military Construction				
3.3 Other Supplies & Equipment	0	0			6.3.1 Major Construction			0	0
3.4 Facilities/Base Support	0	0			6.3.2 Minor Construction			0	0
3.5.1 Organization Level Maintenance	0	0			6.3.3 Family Housing (Construction)			0	0
3.5.2 Intermediate Level Maintenance	0	0			6.3.4 Family Housing (Operation & Maintenance)			0	0
3.5.3 Depot Level Maintenance	0	0			Subtotal			0	0
3.5.4 Contractor Logistics Support	0	0			TOTAL INVESTMENT			0	0
3.6 C4I	0	0			TOTAL COSTS BY APPROPRIATION			Monthly	Cumulative
3.7 Other Services/Miscellaneous Contracts	13	30			Military Personnel			0	0
TOTAL OPERATING SUPPORT	13	30			Operation & Maintenance			6,559	12,960
4.0 TRANSPORTATION COSTS					Working Capital Fund			0	0
4.1 Airlift	0	0			Investment			0	0
4.2 Sealift	0	0			Other			0	0
4.3 Ready Reserve Force/Fast Sealift Ships	0	0			GRAND TOTAL			6,559	12,960
4.4 Port Handling/Inland Transportation	0	0							
4.5 Other Transportation	0	0							
4.6 Second Destination Transportation	0	0							
TOTAL TRANSPORTATION	0	0							

October 24, 2006

SUBJECT: Affirmation Authority for Contingency Operation and Disaster Relief Cost Reports

I affirm the September 2006 cost data being submitted by Washington Headquarters Services is a fair representation of our on-going activities related to the Global War on Terror (GWOT), Contingency Operations (ConOps) and Disaster Relief Efforts. Analysis is included to assist in interpretation of the costs presented and the methodologies used to gather data not readily available within our accounting systems.

(b)(6)

